




UNIFEEDER

Positive impact on cargo distribution –
Multimodal solutions as green
alternative

Jens Juel Rasmussen, Area Director Scandinavia, Unifeeder A/S
Gävle, 12th of November 2021



UNIFEEDER | GROUP




+150 Vessels
in operation



+1100 Employees
Worldwide



+14.200 Port
Calls



+5,2 M TEU Shipping
Volume

L
UNIFEEDER

L
UNIFEEDER | GROUP

L
UNIMED
FEEDER SERVICES
PART OF UNIFEEDER | GROUP

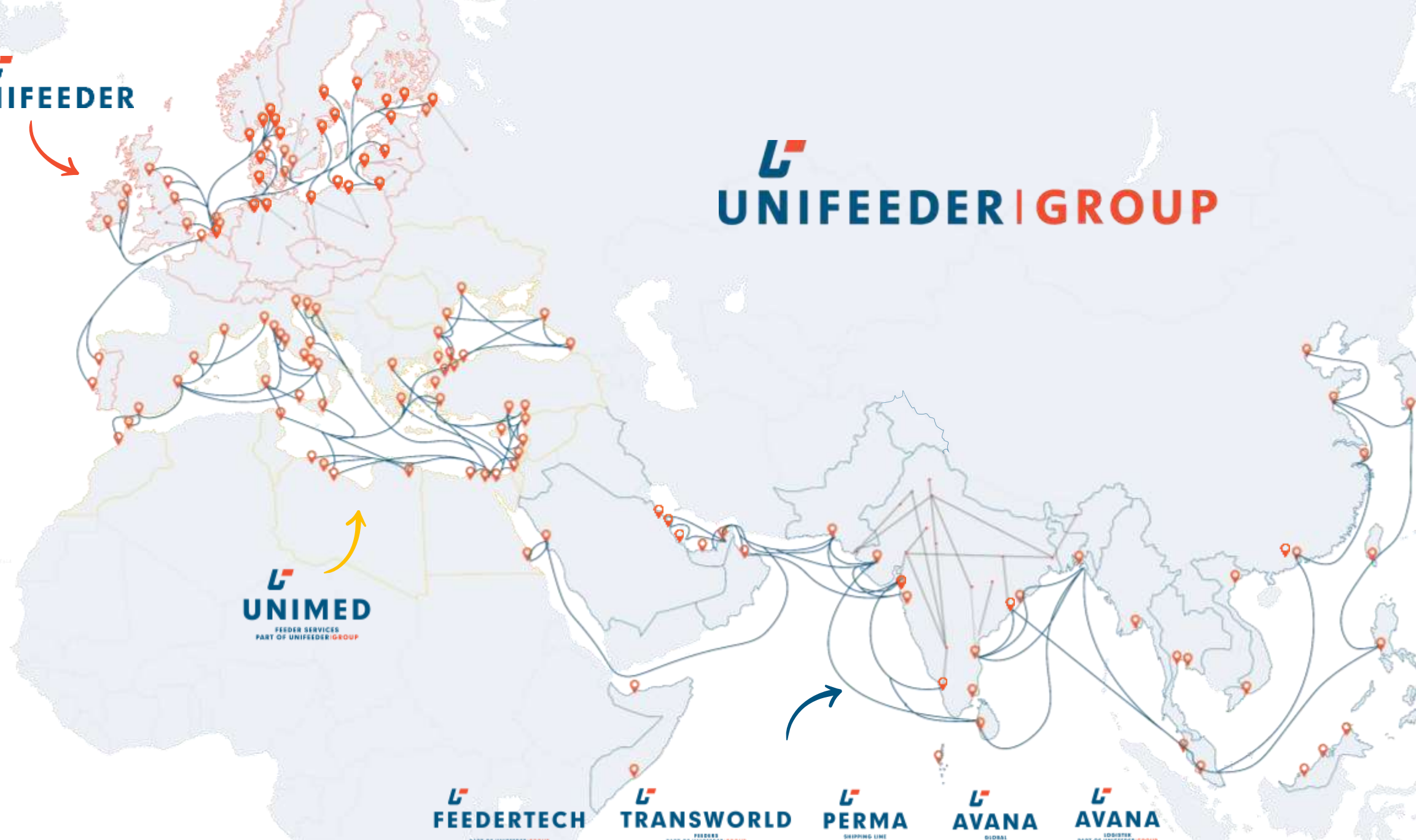
L
FEEDERTECH
PART OF UNIFEEDER | GROUP

L
TRANSWORLD
FEEDER
PART OF UNIFEEDER | GROUP

L
PERMA
SHIPPING LINE
PART OF UNIFEEDER | GROUP

L
AVANA
GLOBAL
PART OF UNIFEEDER | GROUP

L
AVANA
LOGISTICS
PART OF UNIFEEDER | GROUP



Unifeeder in Short

The Unifeeder Business Model

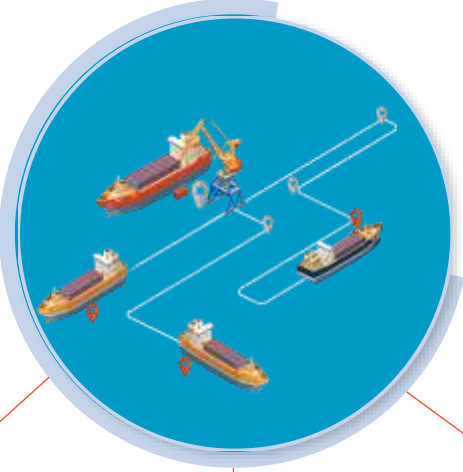
Shortsea / NVOCC Services



Feeder Services



One Vessel Network



Outport Connectivity

Optimization Platform

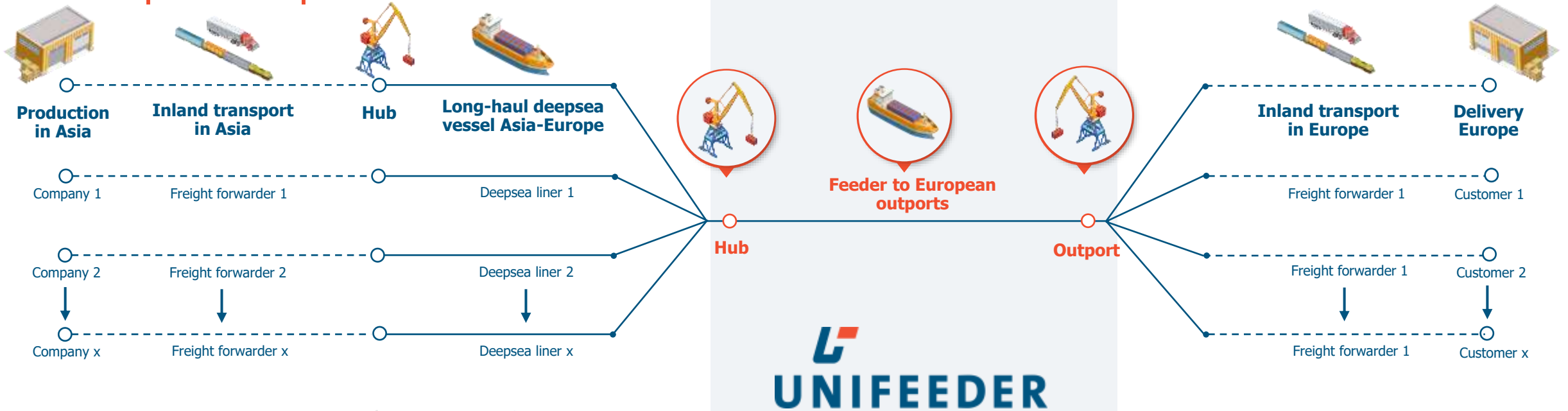
Asset Light Model



Feeder & Shortsea

examples of operational flows

Feeder



Shortsea



Shortsea Services – North Europe

Value Proposition

Reliable solutions



Most of our transport distances is conducted by sea.

Multimodal experts



For the last 20 years Unifeeder has been providing multimodal transport solutions to some of the biggest players in the automotive, retail, chemical and food industry.

Low cost



Large-scale operations and the efficient utilization of our network enables us to offer our customers highly competitive terms, while creating customized door-to-door solutions.

Flexibility & Scalability



Due to the size of our fleet, our extensive network and multiple sailings per week, we are able to scale capacity, cope with last-minute orders, changes or delays by adding or rerouting cargo on an as-needed basis.

Extensive network

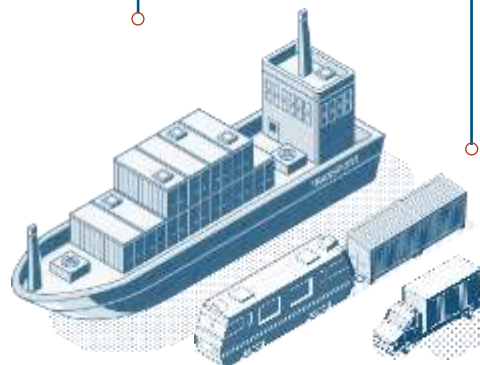


Unifeeder's network operates 365 days a year with vessels making almost 8000 calls at more than 50 ports.

Sustainable transportation



Multimodal solutions as well as usage of alternative fuels, can contribute tremendously to reducing the carbon footprint of European transportation.



Green agenda

Actual Emissions Tracker

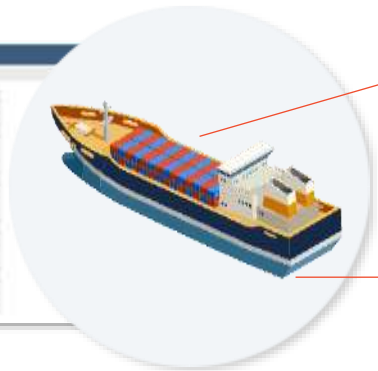
Industry practice using historic, generic data for calculating Greenhouse Gas (GHG) emissions.

Unifeeder have a state-of-the-art tool tracking actual emissions on your specific container.

Get real data via - Actual Emission Tracker...



Container ID	Origin	Destination	Route	Weather	Utilization	Emissions (kg CO2e)
UNFE001	Shanghai	Rotterdam	North Atlantic	Clear	High	1200
UNFE002	Shanghai	Rotterdam	North Atlantic	Cloudy	Medium	1100
UNFE003	Shanghai	Rotterdam	North Atlantic	Windy	Low	1000
UNFE004	Shanghai	Rotterdam	North Atlantic	Clear	High	1200
UNFE005	Shanghai	Rotterdam	North Atlantic	Clear	High	1200



Specific measuring on emissions per container

Taking into account; routing, weather, utilization etc.

Alternative Fuels on land and sea

In pursuit of decarbonizing shipping



SNG

'ElbBlue', our 1,036-TEU feeder, is **the first vessel in the World** to run on Synthetic Natural Gas (SNG) **generated by wind energy** and thus be 100% climate-neutral.



BIODIESEL

Last mile transportation fueled by biodiesel. A perfect solution, as it can reduce CO2 emissions from trucking **by up to 90%** compared to traditional diesel.

Conversion from road to sea

Example of Cost & CO2 saving potential



Approximately **23%** Cheaper by shortsea than by truck


Minimum **50%** CO2 reduction by shortsea than by truck

- 1. Truck/barge
- 2. Feeder
- 3. Rail
- 4. Truck

Venlo-Rotterdam
Rotterdam-Gothenburg
Gothenburg-Eskildstuna
Local delivery Eskildstuna



Gothenburg



- 1. Truck
- 2. Rail
- 3. Feeder
- 4. Truck

Collection Katowice
Katowice-Gdynia
Gdynia-Gävle
Local delivery Gävle

Gdynia

Katowice

Call to action

What can we do together....?

“Let us walk the talk, and review our options for optimizing supply chains - Together”

