

# Port de Barcelona

## A Smart Port Working on an Extended Hinterland



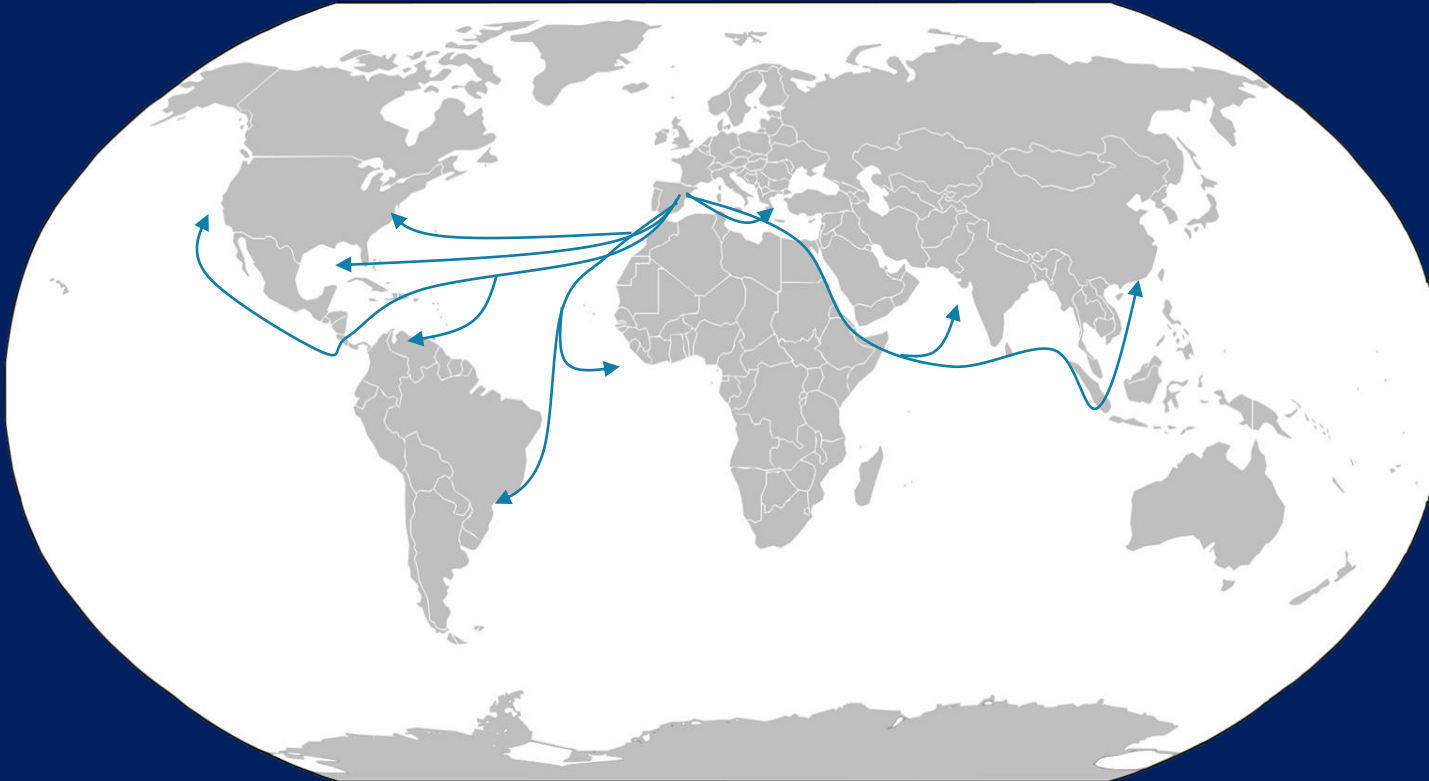
An aerial night photograph of Barcelona, Spain. The image shows the city's skyline with numerous illuminated buildings, including the prominent Torre Agbar. The harbor is filled with boats and reflects the city lights. In the foreground, there are palm trees, a curved walkway, and some modern architecture. The overall scene is vibrant and captures the essence of a bustling coastal city at night.

# Why Barcelona?

---



## Port de Barcelona



Directly Connected with 120 Ports Worldwide



Located in the middle of the **Mediterranean**



Competitive **Transit Times**



Area of **economic value**

- 20% GDP
- 23% Industry
- 25% Foreign Trade
- 35% Export Companies
- 45% Foreign Multinationals



All-in-one **logistics hub** in Southern Europe



Home to the most relevant **clusters**



# Port de Barcelona

Global Clusters in Port de Barcelona:



## Automotive

Seat, Volkswagen,  
Honda, Keeway,  
Continental



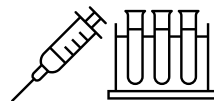
## Fashion and Footwear

Inditex, Mango, Desigual,  
Custo Barcelona



## E-commerce

Amazon, Edreams,  
Privalia, Let's Bonus,  
Parabebés



## Chemicals & Pharma

Baier, Henkel, Basf,  
Solvay, Dow



## Electronic Products

Fujitsu, Haier, Huawei,  
IBM, Siemens, Sunfor



## Industrial Products and consumer durables

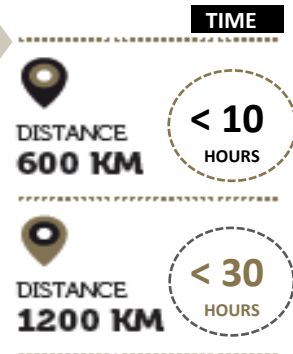
Haier, Sunfor





# Biggest industrial and logistics concentration in the Mediterranean and Southern Europe

European & Mediterranean logistics hub in order to serve our clients located in Spain, France, Italy, Portugal and North Africa



**21 days from China**  
direct container services with the shortest transit time from Asia to Europe



**Save between 10-15%**  
in distribution costs



**Save 15-20%**  
on your carbon footprint



**Market of 400 million consumers**  
in less than 48h

# Port de Barcelona

Mission, Strategy & Facilities

---







# OUR MISSION

Generate prosperity in our community, increasing the competitiveness of our clients through the efficient and sustainable provision of logistics and transportation services.

1

Multimodal Transport Hub

2

Logistic Hub

3

Flexible and Adaptable Port Community

4

Dynamic and Strong Hinterland

5

Ready to Lead Energy Transition

6

Productive Nautical & Technical Services

7

Highly Diversified Port

8

Modern and Advanced Port

9

Large International Market

## 10 CORE VALUES



10

Leading Clusters settlement





**Port de Barcelona**  
Imatge Satèl·lit  
de 05 de novembre del 2017

## Diversified Port Commercial & City Port



Containers



Vehicles




Dry Bulk



Liquid Bulk



Short Sea  
Shipping



Cruises



Leisure  
Facilities





o	2019	2021	2022	%
<b>Total traffic</b>	<b>65.8 M tons</b>	<b>65 M Tons</b>	<b>71 m Tons</b>	<b>6.9 %</b>
Containers	3.3 M TEU	3.5 M TEU	3.5 m TEU	-0.3 %
Hinterland	1.93 M TEU	2 TEU	1.9 m TEU	-4 %
Transshipment	1.4 M TEU	1.5 M TEU	1.6 m TEU	5 %
Cars	777,690 Cars	499,011 Cars	591,015	18.4 %
Liquid Bulk	15.9 M tons	12.4 M tons	15.6 m Tons	26.9 %
Dry Bulk	4 M tons	4.5 M tons	4.6 m Tons	2 %
Ro-Ro	410,546 UTI	396,730 UTI	419,168 UTI	5.7 %
Cruises	3.1 M pax	520,854 pax	2.33 m pax	348 %



**Port de Barcelona**



Record 2021-  
2022  
3.5M TEUs



#1 Port  
in Spain  
Value of  
Goods



Balanced  
Import /  
Export




#1 Cruise Port  
Europe  
#4 Cruise Port  
Worldwide





# HUTCHISON PORTS BEST

HUTCHISON PORTS BEST	
Capacity	2.25 m TEU
Area	79 ha
Berthing line	1,500 m
Draught	16.5 m
Quay cranes	13
Blocks	27
ASC	54
Shuttle carriers	34
Reach Stackers	8
Reefer plugs	2,750 (+1,450)



Semi-Automated terminal



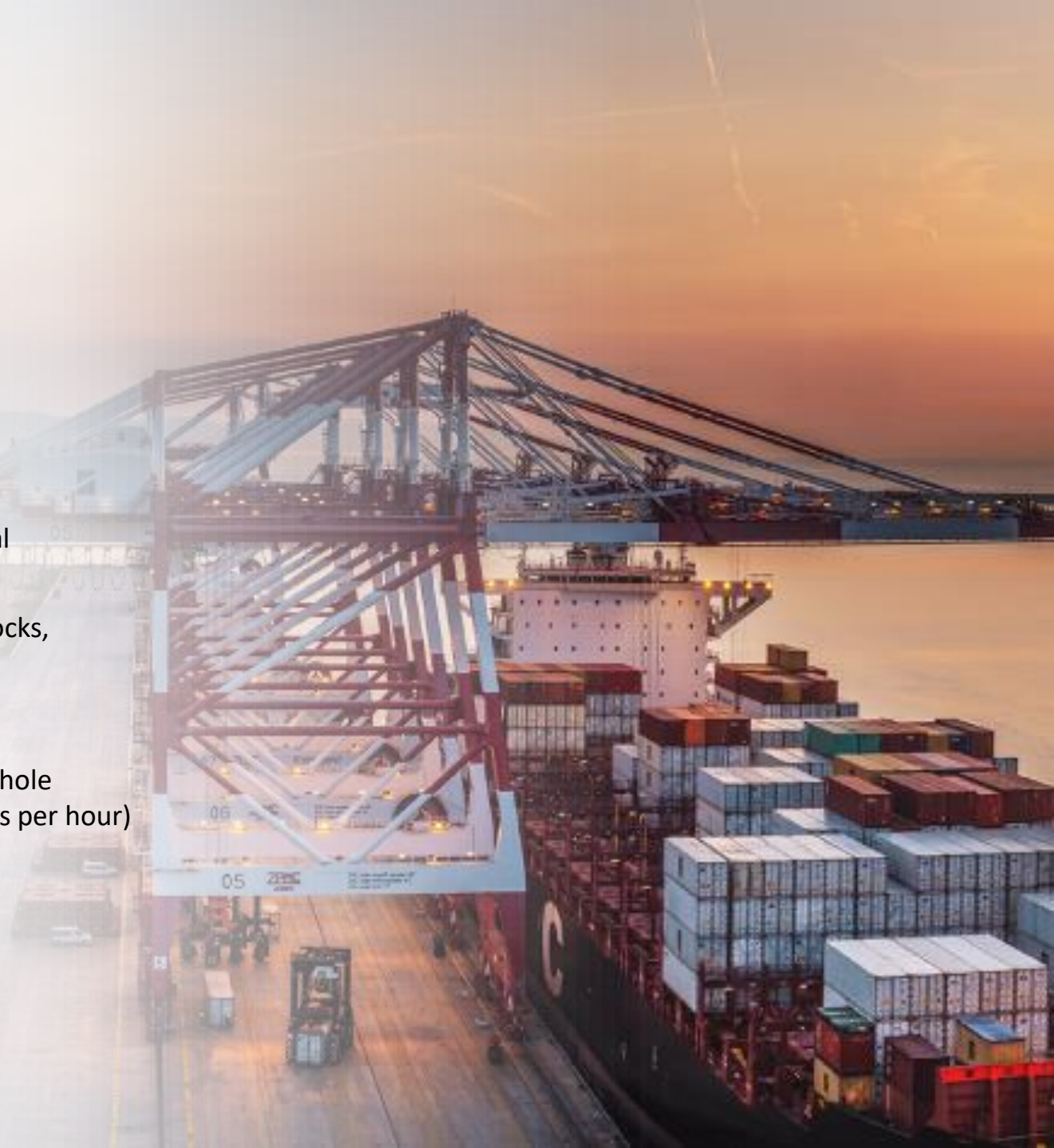
Becoming larger. New Blocks,  
60M€ investment



Among the best CMPH whole  
Mediterranean (40 moves per hour)



Railway Terminal inside  
their facilities





APM TERMINALS BARCELONA	
Capacity	1.6 m TEU
Area	80.4 ha
Berthing line	1,515 m
Draught	16 m
Quay cranes	13
Blocks	30
Fork Lifts	10
Vancarriers	74
Reach Stackers	2
Reefer plugs	975



Automated gates



3 New Cranes Q1 2024  
104M€ investment till 2028



Customer Oriented,  
Tailored Solutions



Railway Terminal inside  
their facilities







## Railway Terminals in each Container Terminal

### BEST Railway terminal

- 8 Rail tracks (750mts each)
- Total rail tracks of 21Km
- Mixed gauge UIC-Iberian
- 2 Rail RMG

### APMT Railway terminal

- 6 Rail tracks (750mts each)
- Mixed gauge UIC-Iberian
- 2 Rail RMG



## Railway Terminals near Port Facilities

### Can Tunis

- 3 Rail tracks (750mts each)
- Mixed gauge UIC-Iberian
- 3 Rail RMG
- 1 Km from Port de Barcelona

### Morrot

- 10 Rail tracks (515 mts each)
- Mixed gauge UIC-Iberian
- 7 Rail RMG
- Next to Port de Barcelona Facilities

### Granollers

- 4 Rail tracks (365 mts each)
- Mixed gauge UIC-Iberian
- 3 Rail RMG
- 30 Km from Barcelona





### ZAL Port (BCN + Prat + Ciutat)


- Extension: 239 Ha
- Gross Leasable Area: 921,000 m<sup>2</sup>
- Home to +120 companies, +6,000 employees
- Customers: Retailers, Freight Forwarders, Carriers, NVOCC's
- Facilities adapted to newest technological needs
- Service Center with offices, meeting and formation rooms, auditorium, events zone, leisure and service facilities



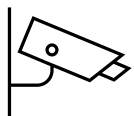
#1 Logistic Hub in Spain



Connected with 3 railway cargo platforms



Customer Care Service



Security and surveillance 24/7





Current vehicles capacity: more than 60,000 vehicles



Area: 755,630 sqm  
463,653 sqm covered  
Capacity: 39,771 units  
Ongoing project: new East access.  
Brand new 9,000 sqm (PDI + Workshop)  
ISO 9001, ISO 14001, ISO 45001  
AEO (Authorized Economic Operator)  
Other certifications:  
Good Practices Guide, EMAS, ANFAC

Area: 250,000 sqm  
150,000 sqm covered  
Capacity: 13,300 units  
Technic centre: 2,000 sqm extendable  
ISO 9001, ISO 14000, ISO 14069  
AEO (Authorized Economic Operator)

### + Public area for cars

Additional capacity of 19 ha and 11,000 units

### Total berthing

1,671 meters for 6 vessels  
4 Ro-ro ramps

Car terminals fitted with the most modern technical centers in South Europe to provide any kind of PDI and other services.  
Use of both passive and active RFID systems for flow controls.



# Liquid bulk terminals



We meet the **particular needs** and requirements for many **different types of liquid bulk products**.



**10 Terminals dedicated** to bulk liquids with a total capacity of **4M cbm** for oil and chemical products



**Direct connections by rail, road and pipe sytem** to mainland Spain and European rail network



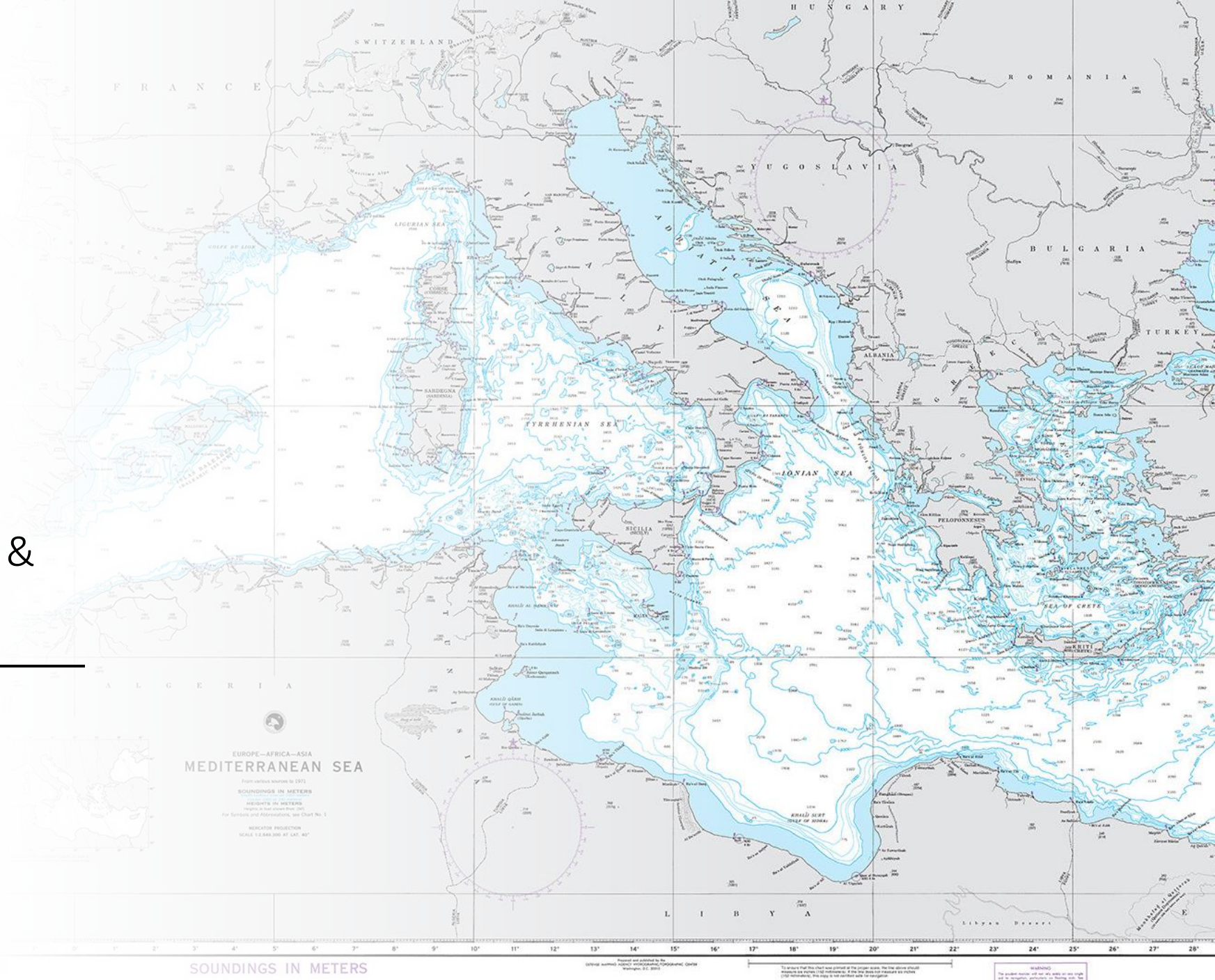
**18 berths, up to 275 LOA and 175,000 DWT.** LNG berth for **Q-MAX**.





# Port de Barcelona

Connectivity, Port Network &  
Inland Facilities





## Direct Container Services – Main Maritime Routes



MAERSK



## Major Shipowners Partnerships

Almost 100 regular Shipping Lines, Operated by 45 Shipowners connecting Barcelona with 120 Ports

**Ocean Alliance:** CMA CGM, Cosco, Evergreen, OOCL

**The Alliance:** Hapag Lloyd, Yang Ming, ONE, HMM

**2M:** MSC, Maersk

### MAIN MARITIME ROUTES

### Number of services from / to Barcelona

Europe – Far East	5
Europe – Indian Subcontinent	3
Europe – Middle East	5
Europe – Africa	28
Europe – North America	7
Europe – Central & South America	5
Mediterranean	41

You can check updated services at:

<http://www.portdebarcelona.cat/es/web/Port-dels-Negocis/lineas-regulares>





# Connections with Asia





# Connections with North America







# Connections with Mexico Gulf – Central America



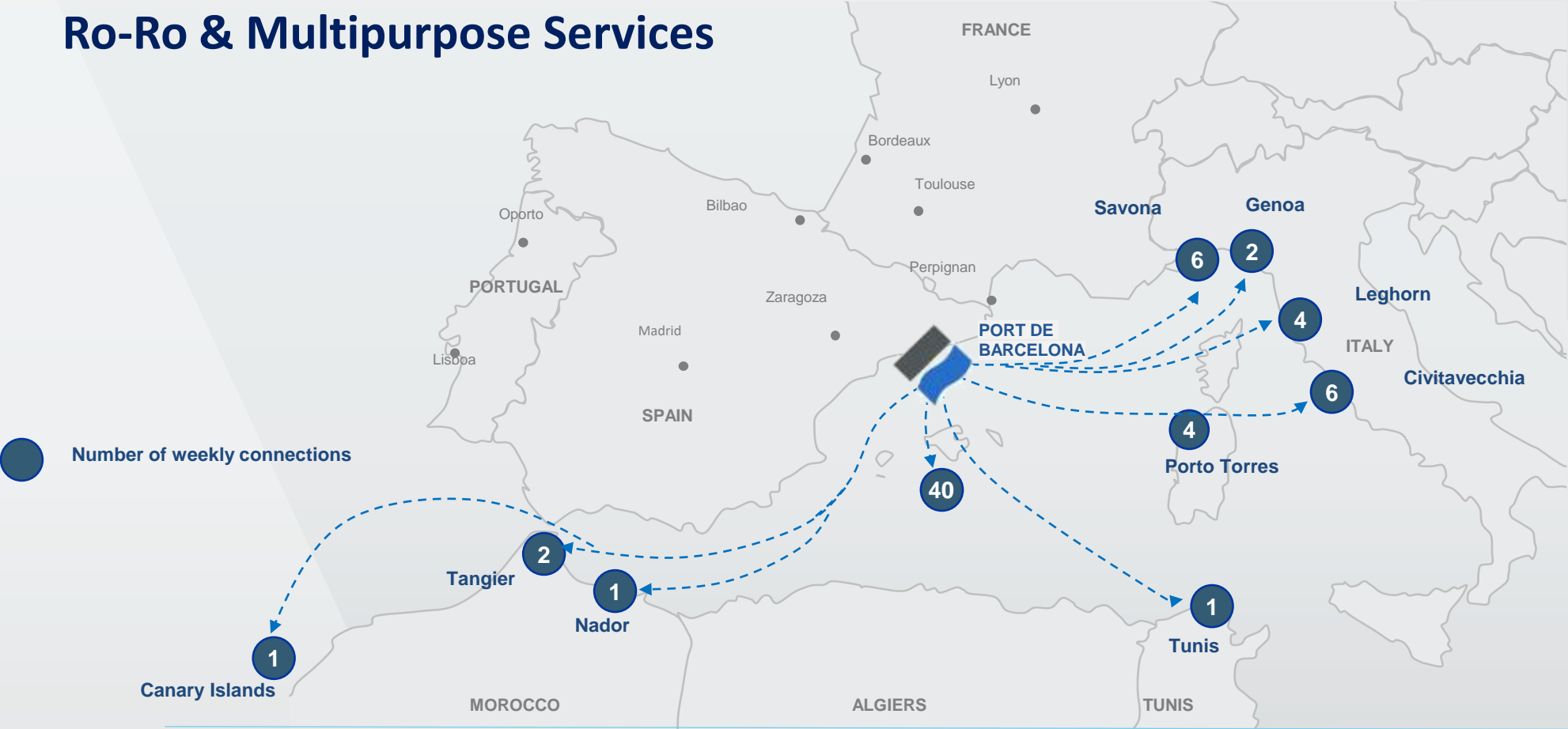


# Connections with South America



# Short Sea Shipping (SSS)

## Ro-Ro & Multipurpose Services



GRIMALDI LINES		GNV		CTN		SUARDIAZ Shipping Lines		BALEARIA GNV Trasmed	
Rome	20h	Genoa	19h	Rades-Tunis	30h	Las Palmas &	3 days	Balearic Islands	8h
Porto Torres	12h	Tangier	29h			Tenerife			
Savona	18h	Nador	24h						
Leghorn	24h								



Nº of weekly services

Direct connections

● O/D port terminals: APMT and BEST

■ O/D continental port terminals: Morrot and Can Tunis

Indirect connections

● Via Perpignan / Le Boulou

■ Via Madrid

-- Rail motorways: semitrailers & containers



# Intermodal Rail Services

Potential hinterland of Port de Barcelona



HUPAC



Multirail



From / to  
port  
terminals:  
APMT and  
BEST

port  
terminals:  
MORROT  
and CAN  
TUNIS

Via  
Perpignan  
/ Le  
Boulou

Via Madrid  
Abroñigal

TO / FROM	RAIL LOGISTICS OPERATOR	WEEKLY AVERAGE SERVICES
Lleida, Pla Vilanova	APMT Railway	3
Madrid, PSA Azuqueca	APMT Railway (Direct and via TMZ)	2
Miranda de Ebro (Burgos)	Synergy	3
Monzón TIM + AgroTIM (Huesca)	APMT Railway: Dry + (Reefer NEW) MSC Dry + Reefer	6
Noáin TIN (Pamplona)	Synergy	5
Tarragona	TP NOVA	9
Villafria (Burgos)	Synergy NEW	1
Zaragoza TMZ	APMT Railway: Dry+Reefer	25
Zaragoza PLAZA (Noatum rail terminal and LTA)	SICSA / APMT Railway	6
Antwerp (Belgium)	HUPAC Containers & semitrailers	5
Busto (Italy)	HUPAC	3
Ludwigshafen (Germany)	KOMBIVERKHER	3
Oporto (Portugal)	MEDWAY (via Zaragoza PLAZA) NEW	1
Alicante	Synergy NEW	2
Córdoba, Sevilla, San Roque	MULTIRAIL	2
Bilbao	CONTINENTAL / SICSA	6
Zaragoza PLAZA and Madrid Abroñigal	RENFE	5

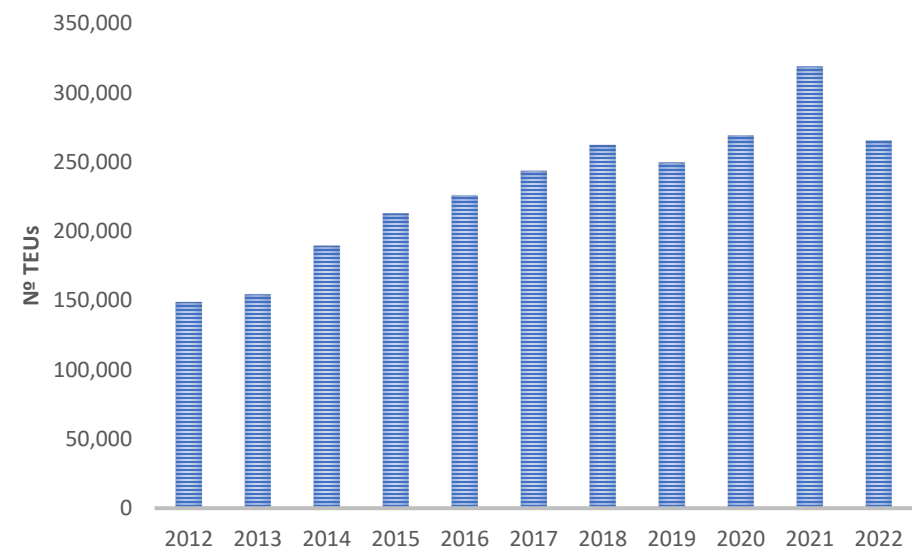
Services offered by ViiA (Bettembourg and Calais), DB CARGO (Saarbrücken), CARGOBEAMER (Calais NEW), NOVATRANS (Paris-Valenton and Dourges) and other rail logistics operators.

To Murcia, Sevilla and Lisbon. Operated by Renfe: 5 weekly services

You can check updated services at:  
[www.portdebarcelona.cat/ssff](http://www.portdebarcelona.cat/ssff)

# Intermodal Rail Services

Railway Traffic Evolution in Port de Barcelona



  
+120%  
Only 10 years

	2012	2013	2014	2015	2016	2017	2018	2019	2020	2021	2022
TEU's	148.926	154.522	189.553	213.026	225.996	243.605	262.379	249.751	269.304	318.971	265.560
TOTAL increase	1.53%	3.76%	22.67%	12.38%	6.09%	7.79%	8.89%	-5,85%	7.83%	18.44%	-16,74%
Railway share over	10.8	10.8	12.2	12.8	12.6	12.8	13.2	13	15.1	15.5	13.5





---

# Port de Barcelona

Customer Service & Value-  
Added Services

---



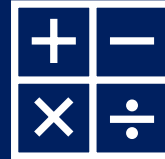


## Port de Barcelona Applications




### Container Tracking Application (CTA)

Traceability in real time of any container in Port de Barcelona facilities



### Eco-calculator

Enables to calculate CO2 emissions between any Port and Port de Barcelona



### Vessel Port Calls

Check updated Schedule of vessel port calls in Port de Barcelona



### Access Time Port Terminals

Real Time Info of Access Time in our Container Terminals



### Port Links

Create and design your own logistic chain through Port de Barcelona updated Liner Services



### Portic

Telematic tool and interconnection between ports and port community users providing document Exchange and real time information services





## Efficiency Network



Quality Label from Port de Barcelona



97 certified companies:

- Freight Forwarders
- Shipowners
- Transport companies
- Terminals



RELIABILITY



INFORMATION,  
TRANSPARENCY,  
TRACEABILITY



CARGO  
SECURITY



You can check Efficiency Network Page at:  
<https://www.portdebarcelona.cat/en/web/eficiencynetwork/inici>



# Port de Barcelona

Priority Axis

SMART

PORTS

PIERS OF  
THE FUTURE





# Sustainability

Our Port Community Goal is  
to create value in 3 different axis:



Economic  
Value



Social  
Value



Environmental  
Value



Port de Barcelona  
contributes to 13  
of the 17 United  
Nations  
Sustainable  
Development  
Goals





## Sustainability



Port de Barcelona leads the working group that  
aims for the reduction of ship emissions

---



LNG  
promotion as  
an alternative  
fuel



Quay  
Electrification  
Cold ironing



Incentive to  
shipping  
companies  
contributing  
to achieve 0  
emissions



Renewable  
Energy  
Generation  
from Port de  
Barcelona



# Thank you