



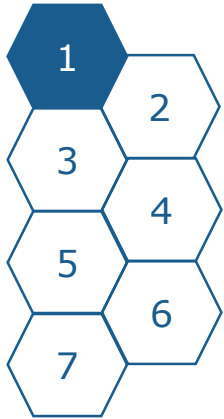
## 19th Intermodal Africa 2018

Zimbabwe recovery,  
future impact on  
logistic flows



customise • collaborate • compete

# Agenda



## **Setting the table**

Zimbabwe statistics: The last 20 years

Change is happening

Impact of change on supply chain flows

Private and public sector role in change

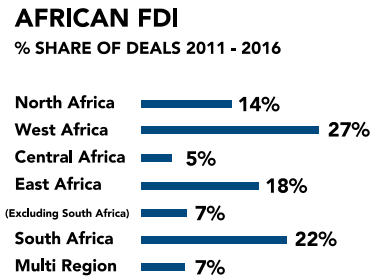
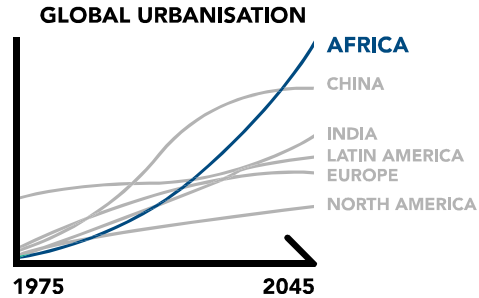
Imperial Logistics's experience on the ground

Q&A



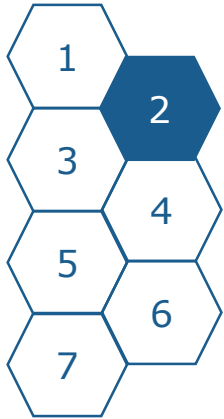
# 19th Intermodal Africa 2018

## Setting the table



- Africa is the second largest continent, with 20% of the world's land mass, 54 countries, and 60% of the world's uncultivated arable land
- 30% of the world's known mineral resources
- 15% of the world's population
- 1,2 billion people – 2,2 billion by 2050
- World's youngest population
- USD800 billion FDI with consumer and business spending to reach USD1,6 trillion over the next few years
- Zimbabwe – 1,29% of land mass and 1,33% of population; higher resource percentage
- Asbestos, lithium, gold, diamonds, chrome – known as the bread basket of the world

# Agenda



Setting the table

## **Zimbabwe statistics: The last 20 years**

Change is happening

Impact of change on supply chain flows

Private and public sector role in change

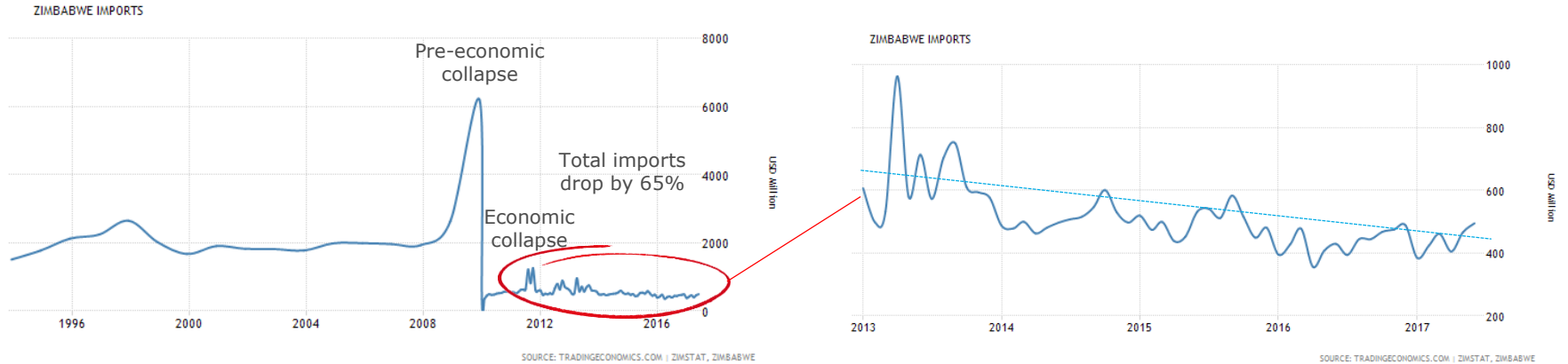
Imperial Logistics's experience on the ground

Q&A



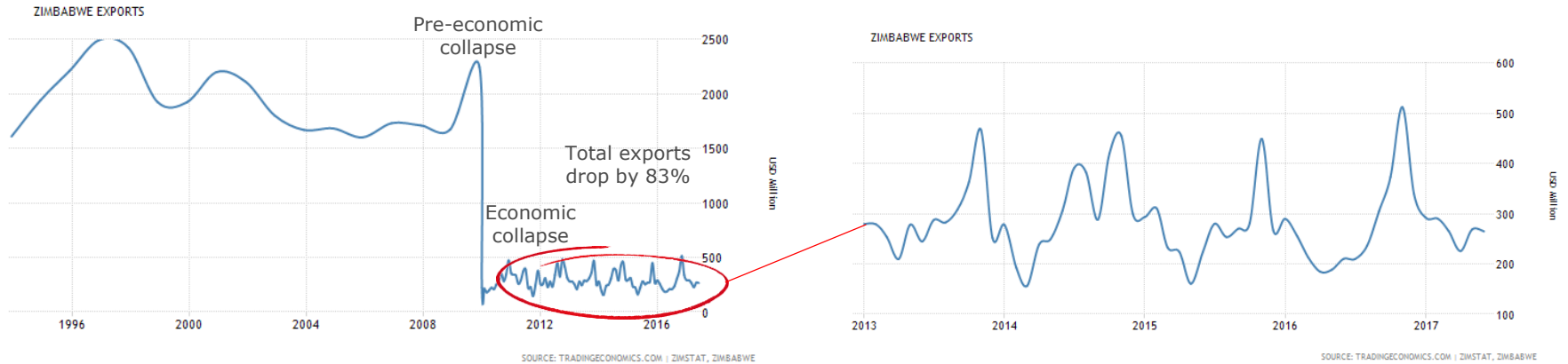
# 19th Intermodal Africa 2018

## Zimbabwe statistics: Imports



# 19th Intermodal Africa 2018

## Zimbabwe statistics: Exports

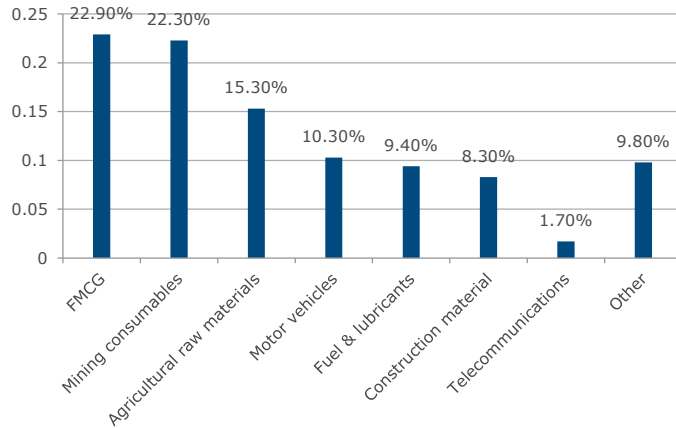


# 19th Intermodal Africa 2018

## Zimbabwe statistics: Current split

Imports – 30% of what it used to be

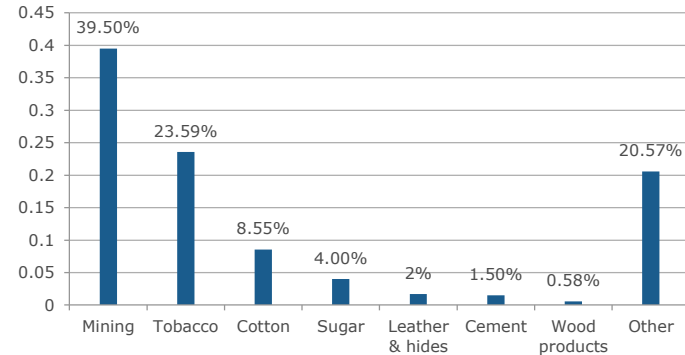
Current Zimbabwe import commodity split



- Imports spread between numerous industries

Exports – 17% of what it used to be

Current Zimbabwe export commodity split



- Exports dominated by agricultural and mining

# 19th Intermodal Africa 2018

## Zimbabwe statistics: Mining



Partner name	Export (USD thousand)
World	<b>106,314.46</b>
Sub-Saharan Africa	34,288.98
East Asia and Central Asia	30,494.79
South Africa	<b>23,160.19 (22%)</b>
Europe and Central Asia	16,857.93
Japan	12,574.08
South Asia	11,329.07
India	9,341.90
Latin America and Caribbean	8,704.51
Thailand	7,572.86
Brazil	5,990.89
Spain	4,640.25

Partner name	Export (USD thousand)
World	<b>235,806.48 (+94%)</b>
Sub-Saharan Africa	180,407.46
South Africa	<b>179,543.03 (87%)</b>
Europe and Central Asia	13,588.91
Italy	5,584.06
Malawi	5,225.46
Portugal	2,998.93
Mozambique	2,520.96
Germany	1,989.02
East Asia and Pacific	1,809.05
Japan	1,521.34
Botswana	1,128.46


Partner name	Export (USD thousand)
World	<b>375,875.97 (+83%)</b>
Sub-Saharan Africa	371,781.11
South Africa	<b>324,615.04 (86%)</b>
Mozambique	43,816.94
Europe and Central Asia	3,923.27
Belgium	3,923.23
Zambia	2,608.93
Botswana	549.76
Malawi	190.44
East Asia and Pacific	171.59
Hong Kong China	150.76
Japa	20.32

Zimbabwe mining exports and destinations



# 19th Intermodal Africa 2018

## Zimbabwe statistics: Agriculture



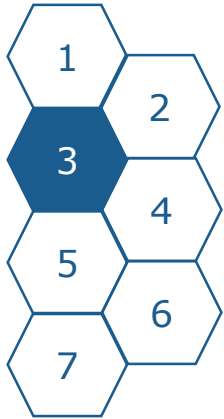
Partner name	Export (USD thousand)
World	<b>124,738.32</b>
Europe and Central Asia	71,085.05
Sub-Saharan Africa	37,330.06
South Africa	<b>33,681.08 (27%)</b>
Netherlands	25,394.47
Italy	12,629.62
Germany	9,160.45
United Kingdom	8,853.52
Portugal	8,415.26
East Asia and pacific	5,025.95
Unspecified	4,444.82
Spain	1,686.73

Partner name	Export (USD thousand)
World	<b>97,193.03 (-22%)</b>
Europe and Central Asia	55,097.38
Netherlands	<b>33,290.02 (34%)</b>
Sub-Saharan Africa	21,204.60
East Asia and Pacific	17,676.83
South Africa	17,100.00
Thailand	5,949.15
Switzerland	5,348.35
Singapore	5,142.28
Italy	3,739.94
France	3,091.89
United Kingdom	2,964.17

Partner name	Export (USD thousand)
World	<b>75,576.40 (-23%)</b>
Sub-Saharan Africa	61,348.02
South Africa	<b>40,538.57 (54%)</b>
Europe and Central Asia	12,495.36
Zambia	9,870.27
France	6,909.30
Botswana	5,675.59
Mozambique	4,222.48
Netherlands	2,172.07
Germany	1,805.56
East Asia and Pacific	1,687.89
Singapore	965.04

Zimbabwe agricultural exports and destinations

# Agenda



Setting the table

Zimbabwe statistics: The last 20 years

## **Change is happening**

Impact of change on supply chain flows

Private and public sector role in change

Imperial Logistics's experience on the ground

Q&A



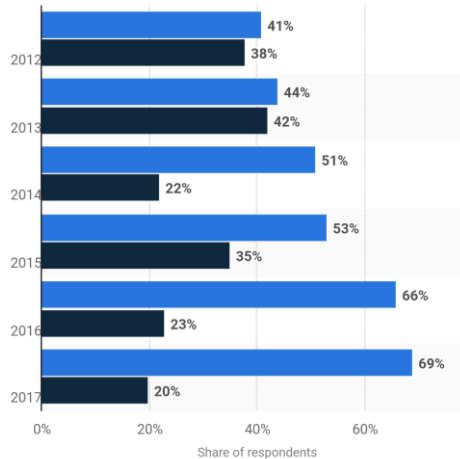
# 19th Intermodal Africa 2018

Change is happening



## Mugabe as president from 2012 to 2017

This statistic shows the results of a survey conducted annually from 2012 to 2017 in Zimbabwe on the approval of President Robert Mugabe. As of May 2017, 69% of respondents stated that they approve of Robert Mugabe as their president. Mugabe was ousted by the military in November 2017, after almost 40 years in office.



## Impactors of change

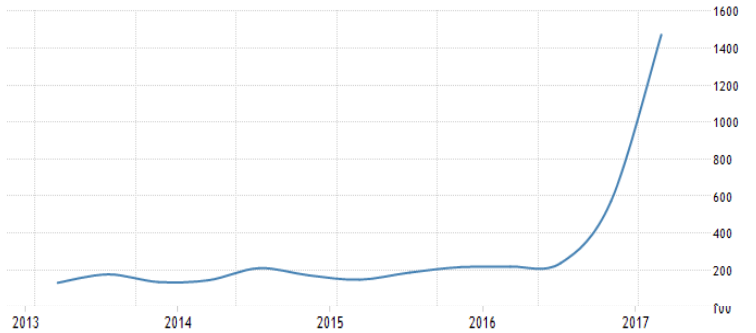
- Ease of doing business reforms
- Banking Act amended
- Company Act being reviewed
- Government administrative process amendments
- Public procurement reform
- Review of Mines and Minerals Act currently at parliament
- Mineral export licence extended from three months to 12 months
- Mining royalty structure reviewed to encourage beneficiation
- Etc.

customise • collaborate • compete

# 19th Intermodal Africa 2018

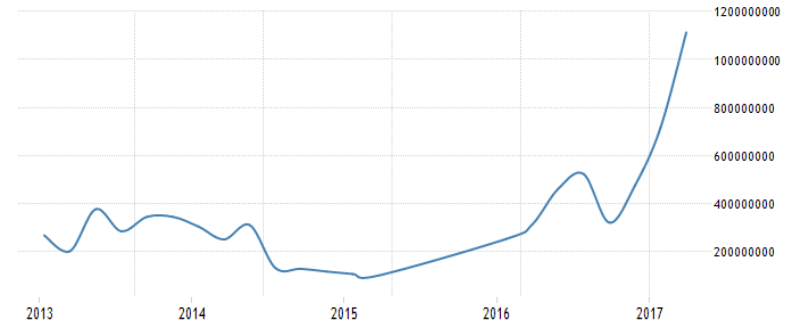
## Change is happening (continued)

### Fertiliser consumption



SOURCE: TRADINGECONOMICS.COM | ZIMSTAT, ZIMBABWE

### Mining output

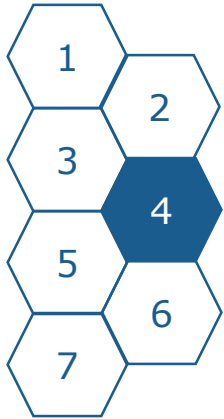


SOURCE: TRADINGECONOMICS.COM | ZIMSTAT, ZIMBABWE

Fertiliser consumption measures the quantity of plant nutrients used per unit of arable land.

Value added in mining and quarrying is defined as the value of output of the mining and quarrying industries.

# Agenda



Setting the table

Zimbabwe statistics: The last 20 years

Change is happening

**Impact of change on supply chain flows**

Private and public sector role in change

Imperial Logistics's experience on the ground

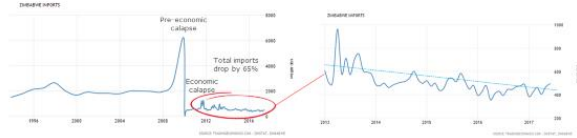
Q&A



# 19th Intermodal Africa 2018

## Impact of change on supply chain flows

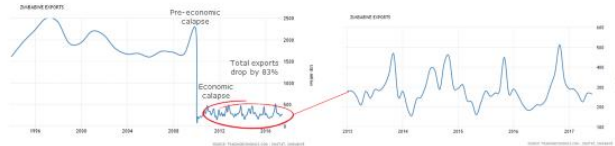
### Zimbabwe Statistics - Imports



3 customise • collaborate • compete

Imperial  
logistics

### Zimbabwe Statistics - Exports



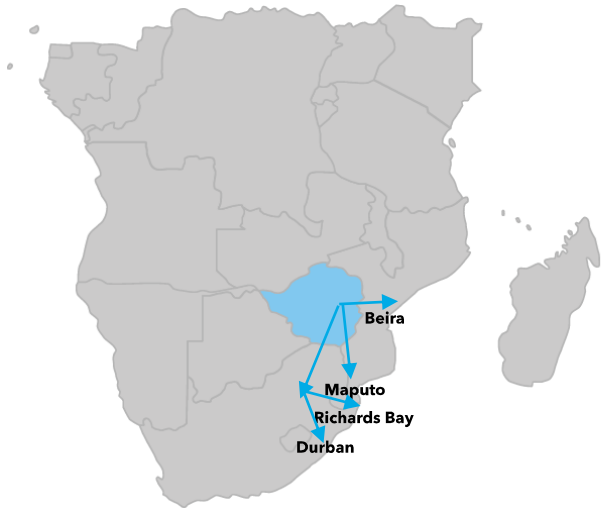
4 customise • collaborate • compete

Imperial  
logistics

- Will imports and exports recover to previous levels?
  - Imports currently 30% of what it used to be
  - Exports currently 17% of what it used to be
- Current investment and activity in both the mining and agricultural sectors will create a ripple effect on USD availability due to increased exports.
- This, in turn, creates investment in other sectors and lifts consumer and international investor confidence.
- Road to recovery
  - Short-term relief for agri and mining
  - Other sectors will take longer?

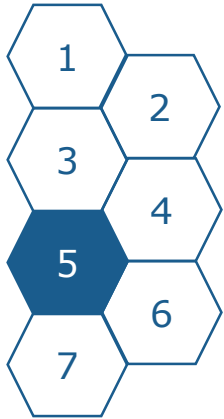
# 19th Intermodal Africa 2018

## Impact of change on supply chain flows (continued)



- **Proportional increase through ports**
  - Beira
  - Maputo
  - Durban
  - Richards Bay
- **Road vs. rail**
  - Most volume growth will be one road, unless significant investment is made on the railway corridors
  - Corridor bi-directional flow adjustment

# Agenda



Setting the table

Zimbabwe statistics: The last 20 years

Change is happening

Impact of change on supply chain flows

**Private and public sector role in change**

Imperial Logistics's experience on the ground

Q&A





# 19th Intermodal Africa 2018

## Private and public sector role in change

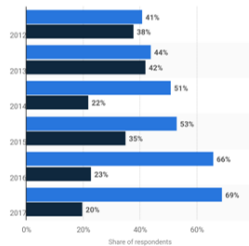
### 19th Intermodal Africa 2018

#### Change is happening



#### Mugabe as president from 2012 to 2017

This statistic shows the results of a survey conducted annually from 2012 to 2017 in Zimbabwe on the approval of President Robert Mugabe. As of May 2017, 69% of respondents stated that they approve of Robert Mugabe as their president. Mugabe was ousted by the military in November 2017, after almost 40 years in office.



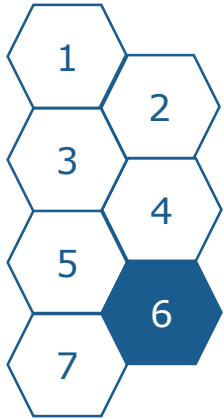
customise • collaborate • compete

#### Impactors of change

- Ease of doing business reforms
  - Banking Act amended
  - Company Act being reviewed
  - Government administrative process amendments
  - Public procurement reform
  - Review of Mines and Minerals Act currently at parliament
  - Mineral export licence extended from three months to 12 months
  - Mining royalty structure reviewed to encourage beneficiation
  - Etc.
- Numerous changes already underway by the Zimbabwean government
  - Increase in consumer confidence
  - Increase in investor confidence
  - Higher focus to be placed on the ease of doing business

Imperial  
logistics

# Agenda



Setting the table

Zimbabwe statistics: The last 20 years

Change is happening

Impact of change on supply chain flows

Private and public sector role in change

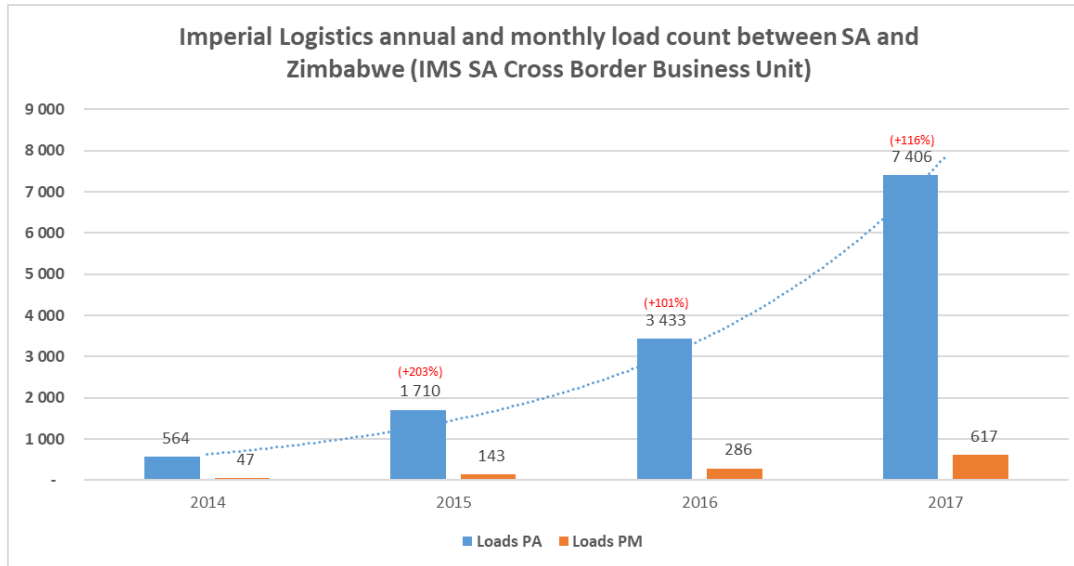
**Imperial Logistics' experience on the ground**

Q&A



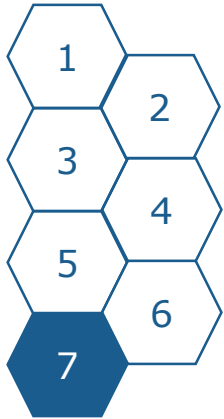
# 19th Intermodal Africa 2018

## Imperial Logistics's experience on the ground



- Public and private sector engagement
- Borders
- Capacity building vs. capacity misalignment (African problem)
- Export growth over all sectors a must

# Agenda



Setting the table

Zimbabwe statistics: The last 20 years

Change is happening

Impact of change on supply chain flows

Current state – future state

Private and public sector role in change

**Q&A**

**Imperial**<sup>™</sup>  
**logistics**

Questions?

[www.imperiallogistics.com](http://www.imperiallogistics.com)

customise • collaborate • compete

