



**6th Black Sea Ports and Shipping 2017
Exhibition and Conference**

SAMSUNPORT PRESENTATION

AGENDA

PORTS SECTOR IN TURKEY

ABOUT SAMSUNPORT

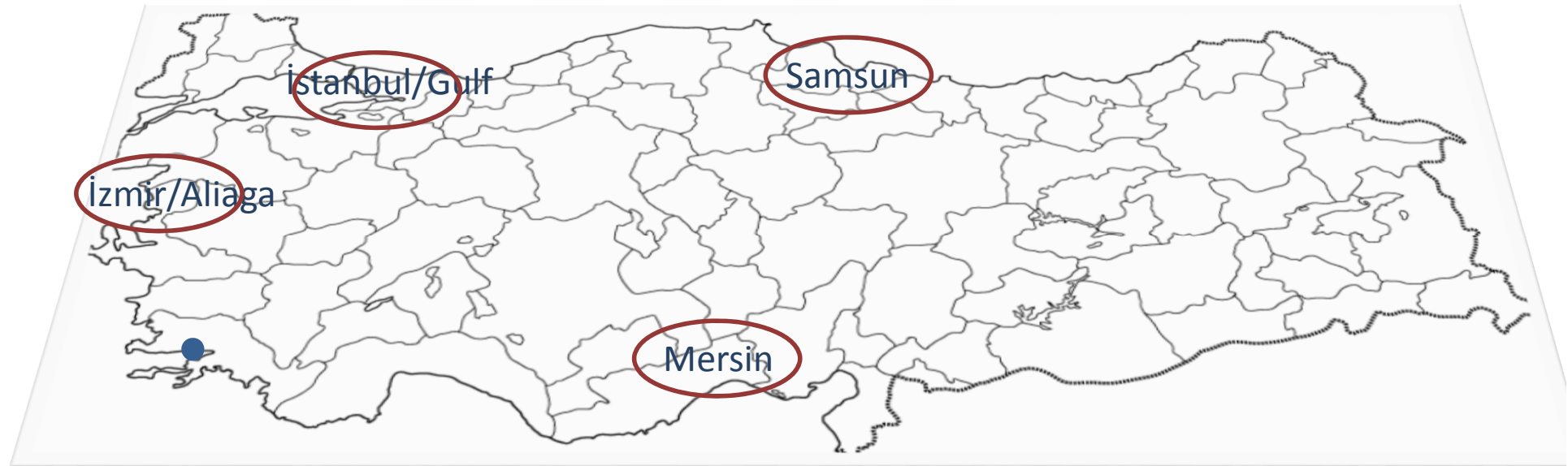
IMPACTS OF REGIONAL CONFLICTS ON PORT
BUSINESS

PORTS SECTOR IN TURKEY



Ports Capacities in Turkey

Total number of ports and piers is **172** over **8333 km** coastline



	REGION	MARMARA	EGEAN	MEDITERRANEAN	BLACK SEA	TOTAL CAPACITY
Cargo Type						
Container (TEU)		6.100.000	1.760.000	2.720.000	505.000	11.085.000
Bulk & General Cargo (ton)		124.185.000	46.330.810	68.886.052	37.450.000	276.851.862
Liquid Cargo (ton)		55.115.893	36.362.889	54.510.000	2.912.000	148.900.782
Ro-Ro (unit)		550.000	50.000	150.000	449.800	1.199.800

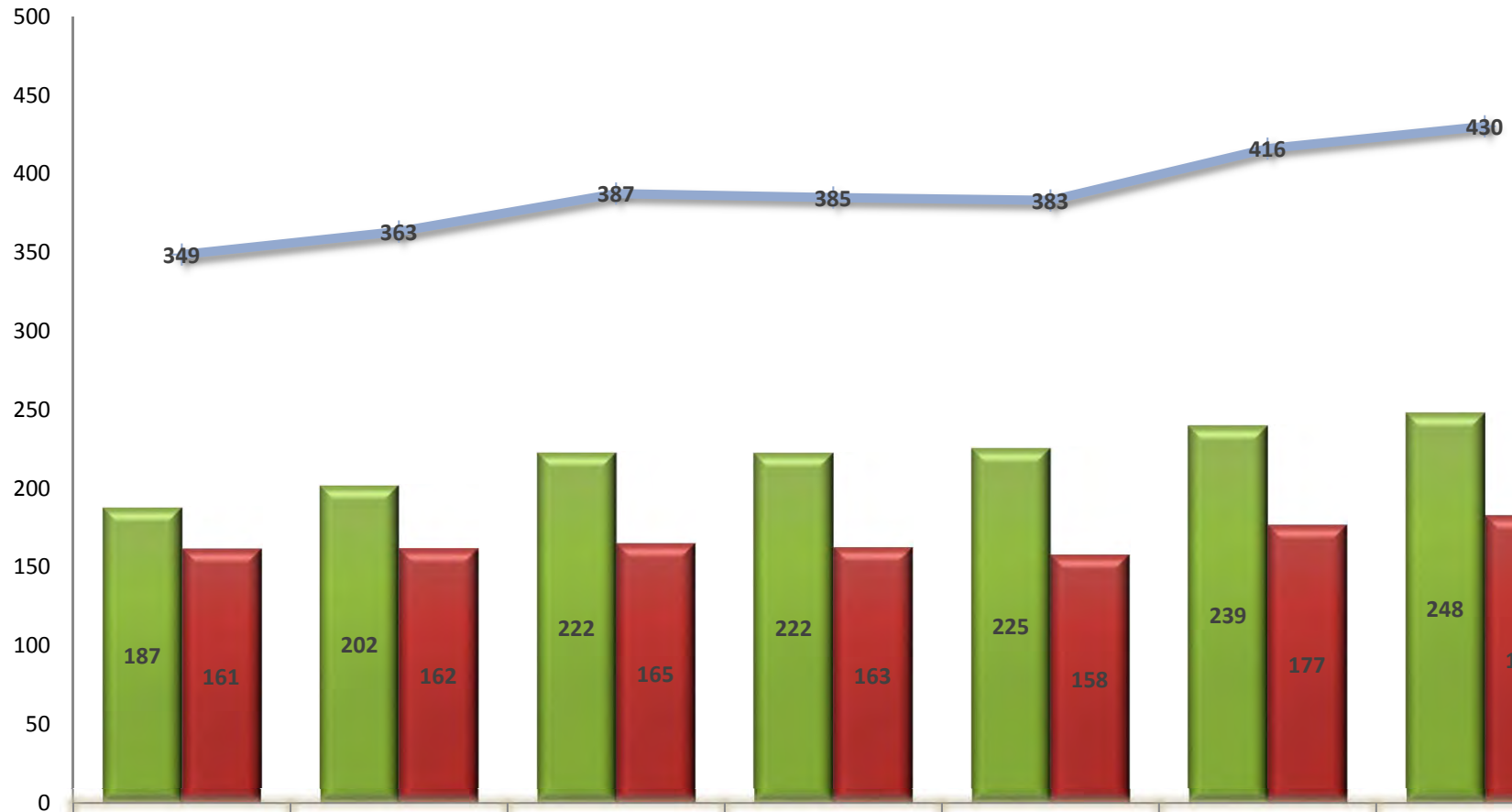
Growth in Total Cargo Volume handled by Turkish Ports between 2010-2016

Million
Tons

Unloading

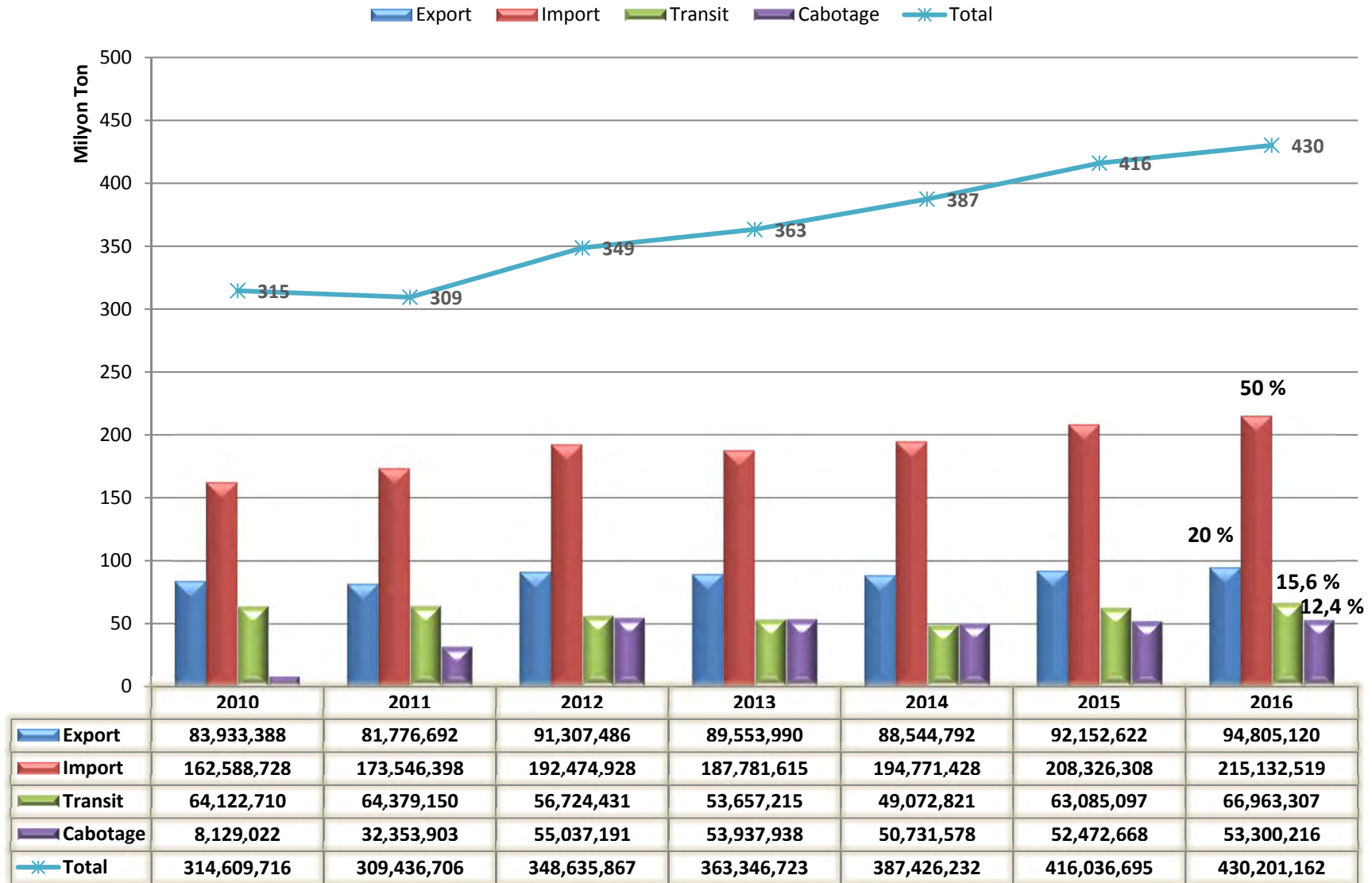
Loading

Total Cargo Handling

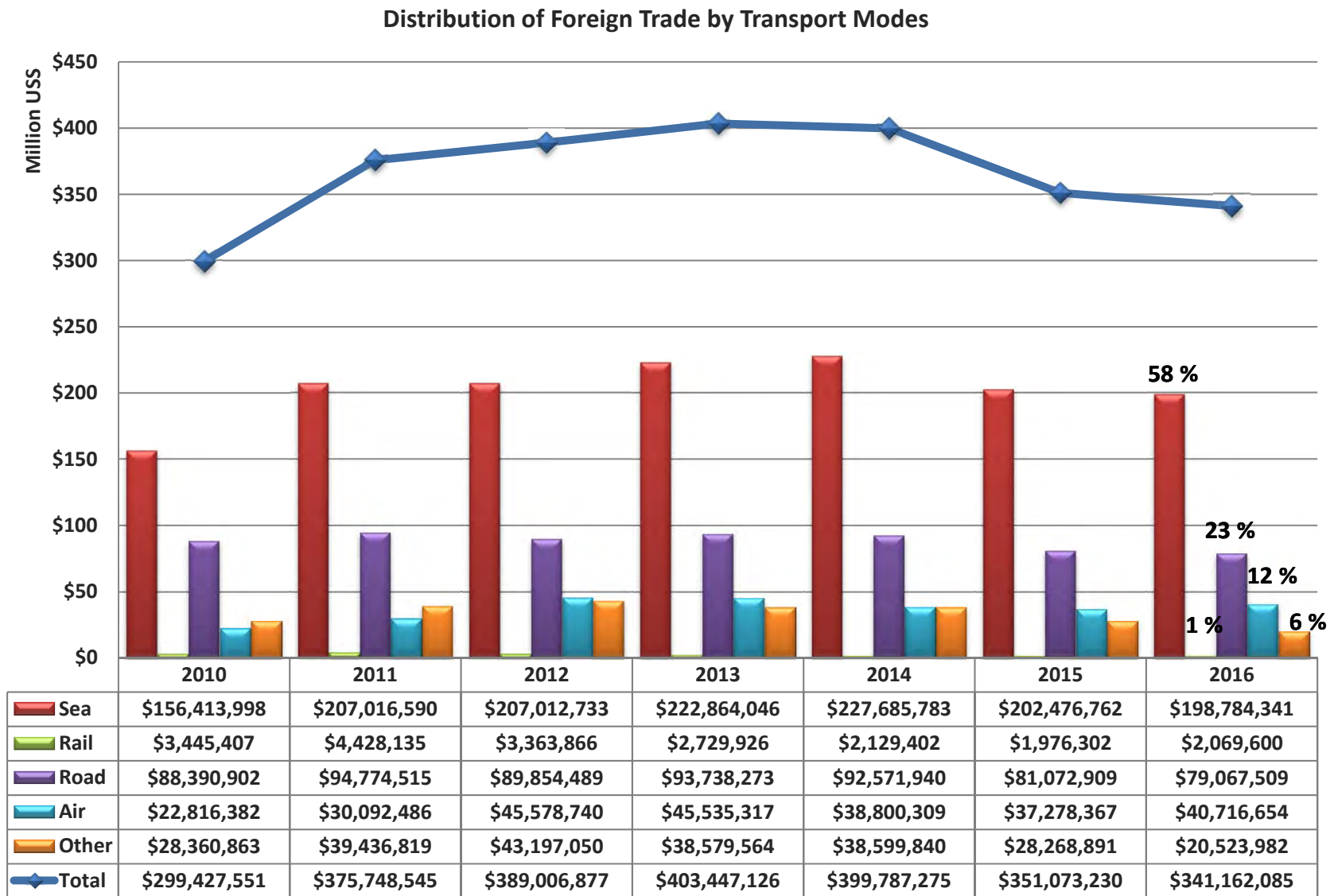


	2010	2011	2012	2013	2014	2015	2016
Unloading	187,374,500	201,709,783	222,482,277	222,369,991	225,360,717	239,392,485	247,709,872
Loading	161,261,367	161,636,940	164,943,955	162,560,767	157,759,902	176,644,210	182,491,290
Total Cargo Handling	348,635,867	363,346,723	387,426,232	384,930,758	383,120,619	416,036,695	430,201,162

Growth in Total Cargo Volume handled by Turkish Ports between 2010-2016



Distribution of Foreign Trade by Transport Modes between 2010-2016



Distribution of Foreign Trade by Transport Modes between 2006-2015

Yearly Growth of Transportation Modes in Export

Year	Transportation Mode (%)			
	Sea	Road	Air	Other*
2006	76,1	21,5	0,2	2,2
2007	75,5	21,0	1,7	1,9
2008	75,6	20,8	1,7	1,9
2009	71,6	25,2	1,9	1,4
2010	73,9	24,3	0,7	1,0
2011	73,6	24,2	1,0	1,2
2012	75,7	22,5	1,0	0,8
2013	74,2	24,2	1,0	0,5
2014	74,2	24,0	1,1	0,7
2015	73,5	24,7	1,1	0,7

*Railway, mail, pipe transportation, electric energy, self moving vehicles



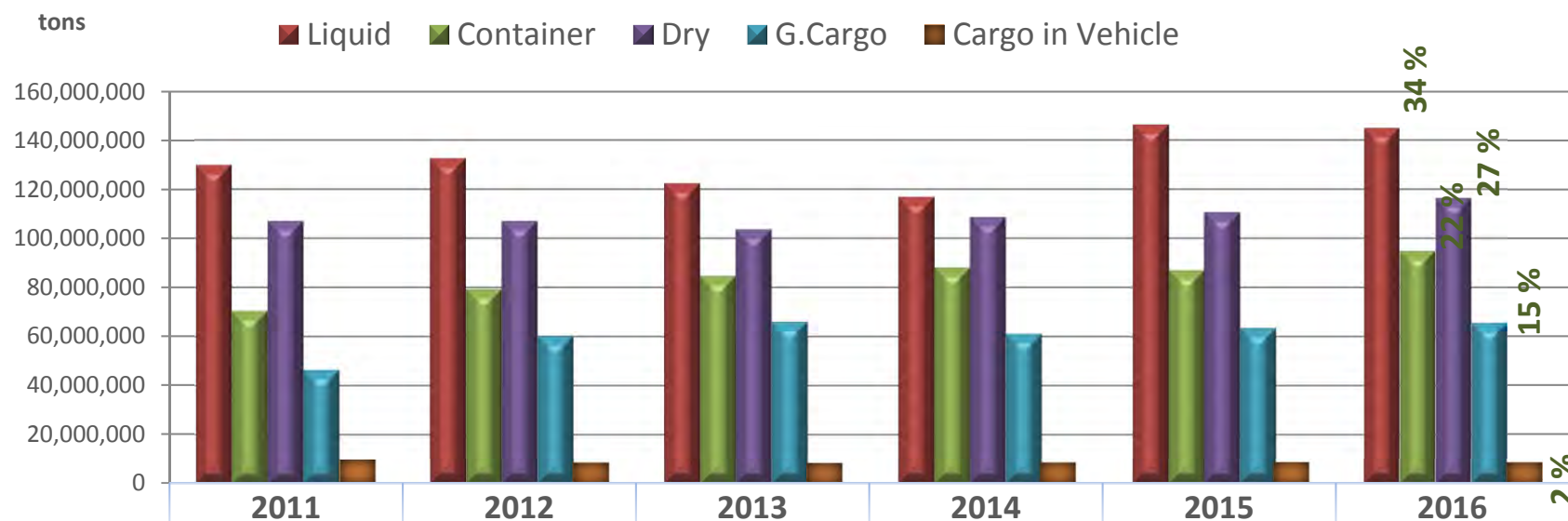
Yearly Growth of Transportation Modes in Import

Year	Transportation Mode (%)			
	Sea	Road	Air	Other*
2006	93,4	4,8	0,1	1,8
2007	92,7	5,1	0,2	2,0
2008	93,2	4,6	0,1	2,1
2009	93,6	4,5	0,1	1,9
2010	92,7	5,0	0,1	2,2
2011	93,1	4,4	0,1	2,5
2012	93,4	3,9	0,1	2,6
2013	93,4	4,0	0,1	2,5
2014	94,3	3,8	0,1	1,8
2015	94,9	3,7	0,1	1,4

*Railway, mail, pipe transportation, electric energy, self moving vehicles

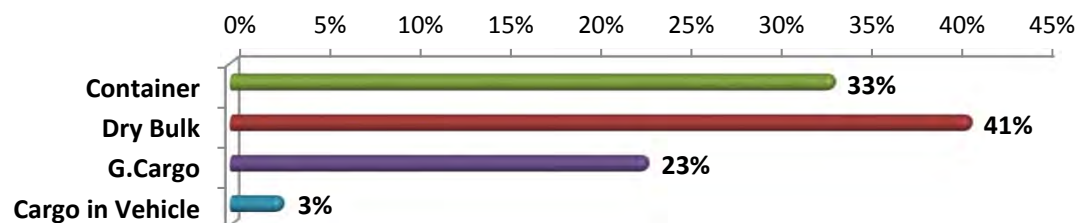
Distribution of Handled Goods by Cargo Types between 2011-2016

Distribution of Handled Goods by Cargo Types

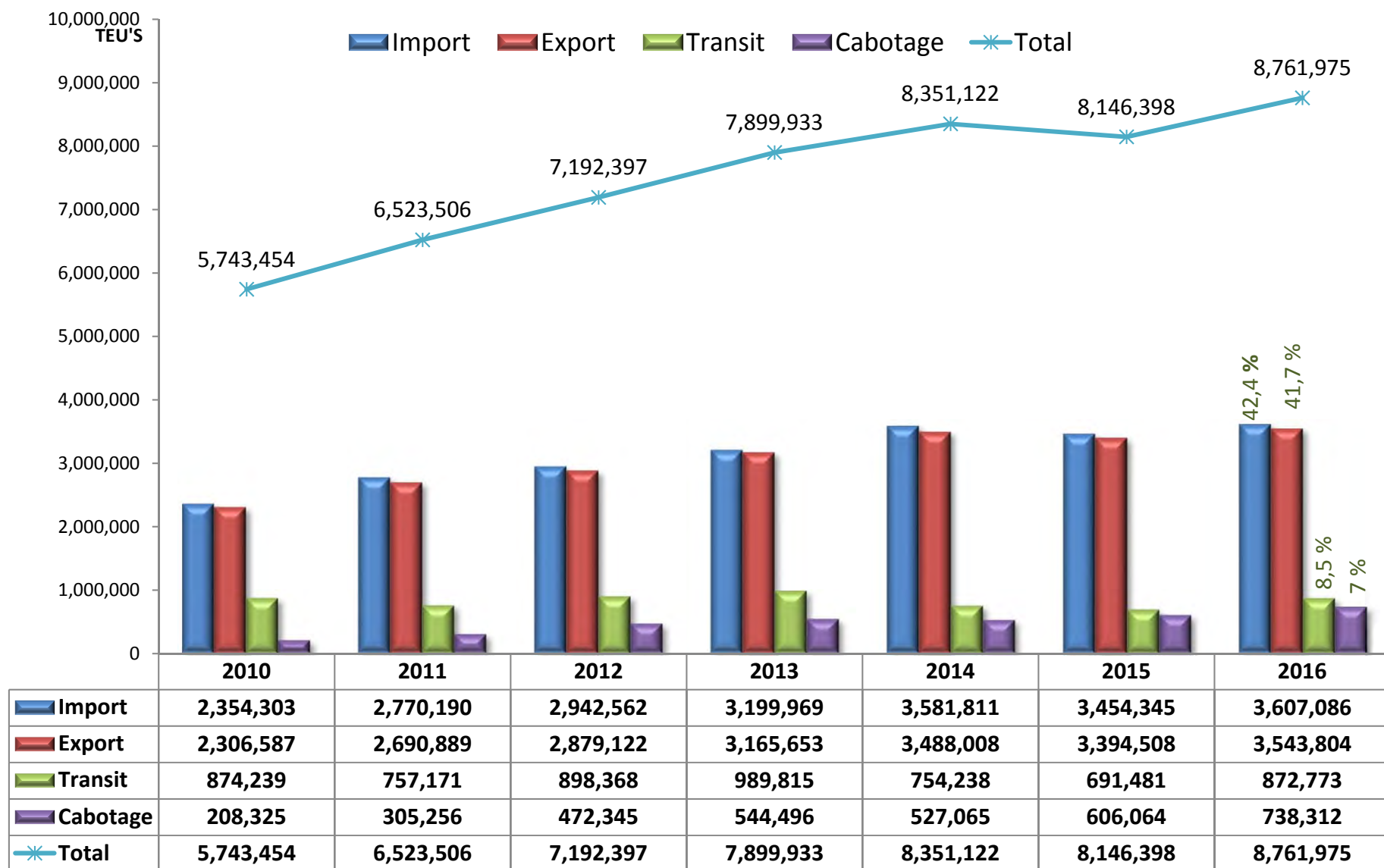


	2011	2012	2013	2014	2015	2016
Liquid	129,992,302	132,700,887	122,560,729	116,934,088	146,554,192	145,024,367
Container	70,381,257	79,310,916	84,656,192	88,138,346	87,025,857	94,928,597
Dry	107,167,803	107,119,426	103,655,819	108,744,680	110,701,538	116,516,338
G.Cargo	46,507,959	60,258,235	66,093,252	61,183,191	63,505,731	65,564,619
Cargo in Vehicle	9,297,402	8,036,768	7,964,766	8,120,314	8,249,377	8,167,241

Percentage of Handled Cargo Types in 2016 (excluding liquid)



Container Handling Growth in Turkey between 2010-2016












GEOGRAPHICAL LOCATION

Samsunport is in connection with other major ports of The World.

The followings are the important ports within the Black Sea hinterland of Samsunport.

	Russian Federation	Sochi, Tuapse, Novorossiysk, Azov, Taganrog, Kavkaz
	Ukraine	Yalta, Berdinsk, Genichesk, Mis Kız-Ogul, Feodosya, Todor, Odessa, Sevastopol, Evpatorya, Nikolayev
	Romania	Constanza
	Bulgaria	Varna
	Georgia	Batumi, Poti, Sukhumi

- ❑ Regular Ro-Ro Lines from Russian Ports; Tuapse, Novorossiysk, Gelendzhik
- ❑ Regular Container Lines of MSC, CMA&CGM, ARKAS from major ports of the World
- ❑ Train ferry connection with Kavkaz Port, Russia
- ❑ Shipment of bulk and general cargo from/to major ports of the World



Samsunport is the only port with railway connection in the Black Sea region of Turkey.





SAMSUN PORT AFTER PRIVATISATION

Ceynak Lojistik ve Ticaret A.Ş. obtained **36** years of operational right of Samsun Port in May 2008 by offering the highest bid **(125.200.000.- US\$)** in the tender issued by Directorate of Privatization Administration.

Samsun Port has been taken over by Cey Group in April 2010 from TCDD and started to operate under the name of **Samsunport International Port Management.**



Starting from the take over of the port management in 2010 till today, Samsunport has been restructured as a port serving in International standards with an investment amounting **50 Million US\$**.

Samsun Port before Cey Group





Port Area: 445.000 m²

Number of docks: 12

Length of Quay: 1756 m

Water Depth: 6-12 m

Closed Storage Area: 50.000 m²

Silo Capacity: 84.000 m³

Grain Storage Capacity: 310.000 t

Open Storage Area: 210.000 m²

Container Area: 100.000 m²

Container Storage per day: 10.000 TEU





PORT SERVICES



CONTAINER SERVICES



OTHER CARGO SERVICES



SHIP SERVICES



RAILWAY TRANSPORTATION SERVICES



WASTE COLLECTION SERVICE



ISPS



CONTAINER SERVICES

● **Container Handling Services**

We provide handling services for containers with 104, 100 and 35 tons mobile cranes in 10m and 12m depth-docks for the fast loading and unloading of container vessels.





● Container Storage

Container storage service is performed by 6 units of Reach Stackers with a storage capacity of 10.000 TEU/day.



● Container Terminal Services

Terminal services are provided for any kind of container accepted in our port area.



- **Container Shifting and Lashing/Unlashing Services**



Services for shifting and lashing / unlashing of containers in vessels are also provided.

● Container Railway Loading




Thanks to our national railway connection in our port, we provide loading, unloading and lashing services for container transportation by railway carriages. Bulk cargo can be filled directly from our steel silos to container by means of tipping chassis.



OTHER CARGO SERVICES

● Project Cargo

Our facility with **200.000 m²** open area and **65.000 m²** warehouses offers the possibility of storing **3.000.000 tons** project cargo and dispatching them via our docks or via railway connection inside the port.





OTHER CARGO SERVICES







OTHER CARGO SERVICES





● General Cargo

The general cargo in different shapes like palette, crate, metal sheets, steel rolls, pipe machinery, block stone and marble etc...are stored in an appropriate way and dispatched after getting terminal services.



● General Cargo



● Ro-Ro and Vehicle Services

We are able to render services at the same time to several Ro-Ro vessels in our port. A big parking lot, inspection station and 7 weighbridges are in disposition for a quick and efficient service. Passenger vessels come alongside just in front of passenger hall.



● Dry Bulk

Our **60.000 tons** steel silos and **50.000 m²** warehouses allow storage of **310.000 tons** dry bulk in total.



● Liquid Bulk

We provide loading to and discharging from the ships of liquid bulk with mobile pipeline system in the wharf.



SHIP SERVICES

- **Pilotage**

We provide 24 hours continuous pilotage service with our experienced pilots.

- **Towage Service**

We provide 24 hours continuous towage service with our 5 tug boats, 2 mooring boats, 1 service boat and 1 pilot boat.

- **Anchorage Service**

We provide services for anchoring.

- **Providing Fresh (Sweet) Water**

We supply fresh water to the ships from valves in our docks.

- **Fuel Supply**

Bunker fuel is provided to the ships in the docks with shore tankers.

- **Pilotage Service**





RAILWAY TRANSPORT SERVICES

● **Railway Transport**

Samsunport is the only port of Turkey with a railway connection in the Black Sea Region.

We offer loading and unloading services for freight trains on 10 km long of railway line and 300 m railway ramp within the port.



● Railway Transport





● Train Ferry Transport

There are 2 train ferry ramps at industrial dock suitable for 1520-1435 mm track gauges, and a bogie change station with 1520 mm gauge.

Ferry ramps 1 & 2 allow the transportation of cargo by railway from other ports of Black Sea Region that have a railway ramp.



- **Train Ferry Transport**





WASTE COLLECTION SERVICES

● Waste Services

In accordance with the 'International Marpol Convention 73/78 and Regulation of Taking the Wastes from the Vessels and Control of Wastes, we take the solid and liquid wastes from the Vessels arriving to Samsunport in order to prevent sea pollution and to minimize the harm to the environment.





INTERNATIONAL SHIP & PORT SECURITY

● **ISPS (International Ship & Port Facility Security Code)**

Samsunport has ISPS Security Certificate in accordance with the security measures set by IMO on November 2001 regarding maritime security.

- Port entry system,
- Professional security team
- A closed circuit camera system
- 135 cameras with 360° rotation & night vision
- 24 hours supervision



- **ISPS – X RAY**

The controls realized in our X-RAY section help us to perform effective struggle against smuggling.



- Vehicles & Equipment



- Vehicles & Equipment





TEKIRDAG PORT MANAGEMENT

Tekirdag Port privatized in 1997 has been given back to Turkish Maritime Administration on March 2012.

The Management of Tekirdag Port has been taken over by CEY Group on February 2013 after successful management of Samsunport.





ERDEMİR PORT MANAGEMENT

Erdemir Port which is one of the biggest Turkish ports in the Black Sea Region awarded Cey Group for realizing port services reaching 10 million tons of cargo volume per year. The Port mainly serves for Erdemir Steel factories as well as for the 3rd party bulk cargo owners.

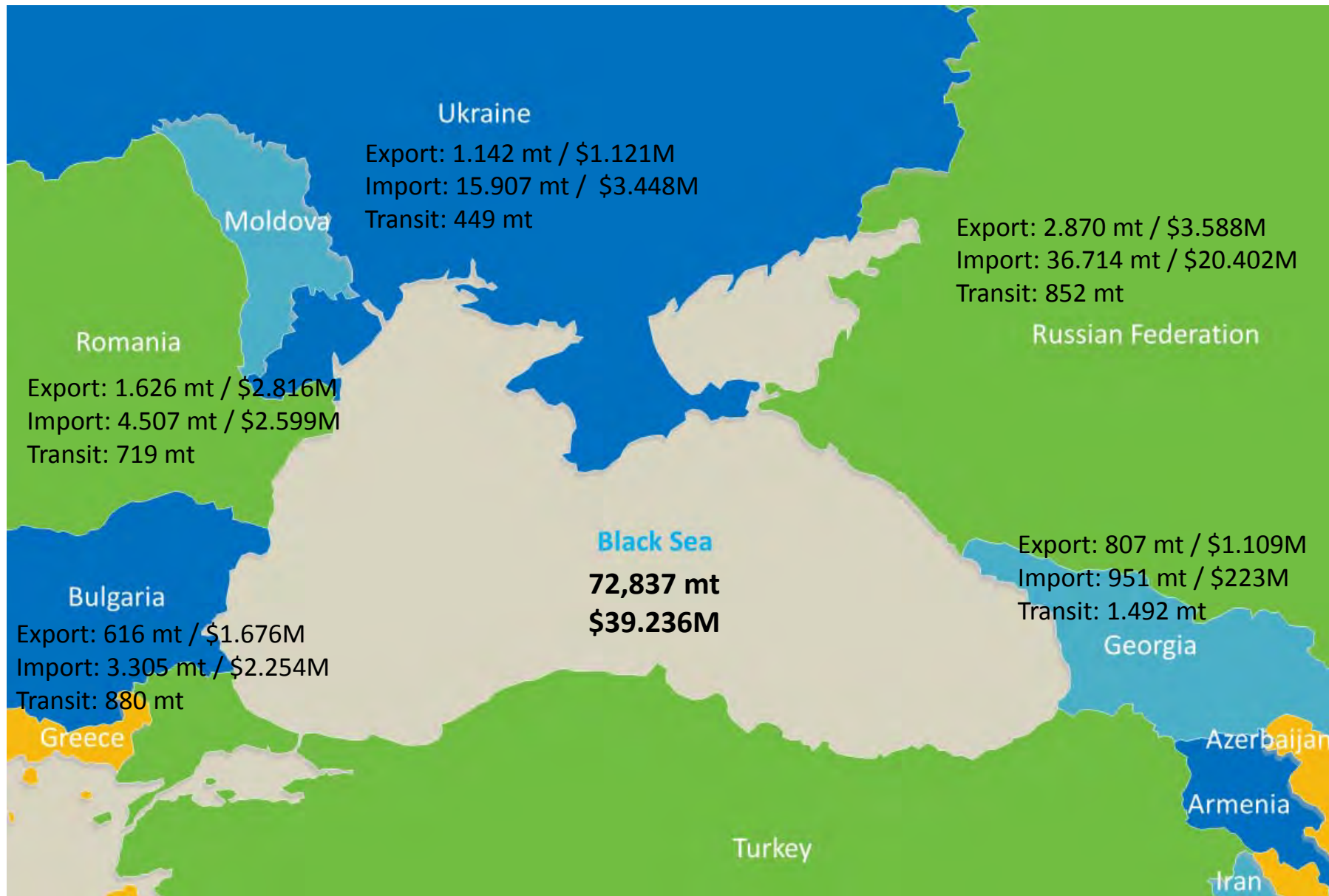


TRADE POTENTIAL IN BLACK SEA REGION AND IMPACTS OF REGIONAL CONFLICTS ON PORT ACTIVITIES

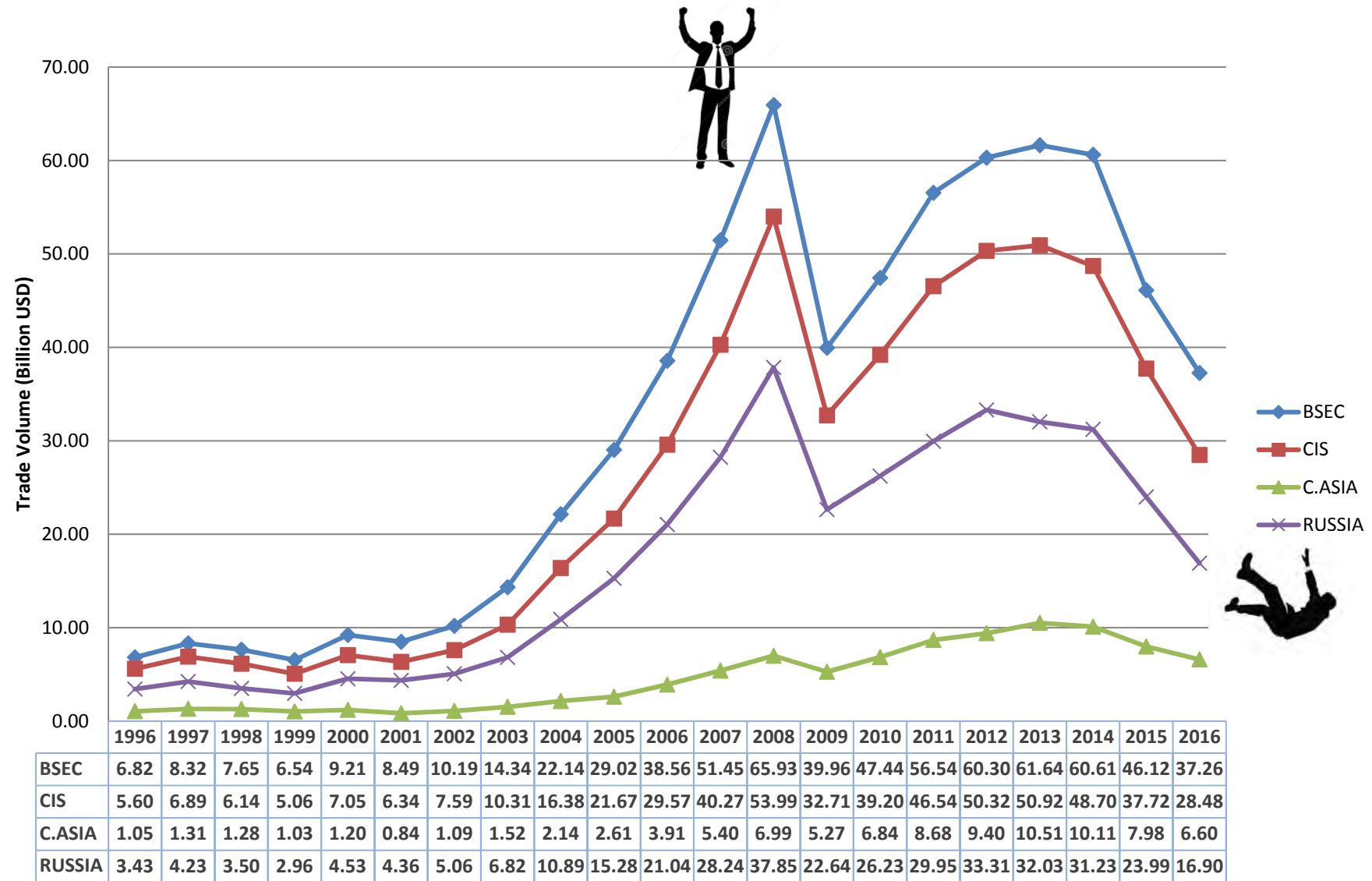


COOPERATION

Turkish Trade & Ports Handling Figures with Black Sea Countries (2015)



Turkey Foreign Trade Volume with Regional Countries



Geographical Advantage of Black Sea Region in Regional Trade

