



INTERMODAL AFRICA

**Navigating Progress – Namport's Five Years
of Growth and the Voyage Ahead**

**TREVOR NDJADILA
MANAGER: BUSINESS DEVELOPMENT**

NAMIBIAN PORTS AUTHORITY

OUR STRATEGIC INTENT

Our Vision

To be the best performing seaports in Africa.

Our Mission

To provide excellent port services to all seaborne trade, creating sustainable value for all our stakeholders.

Our Values

Committed, Connected, Caring, Collaborative and Creative

Our Strategic Aspirations

- National Gateway Ports for trade and commerce
- SADC's Energy and Industrial Hub
- West Africa's Transshipment Hub

Our Strategic Pillars

- **Build** Institutional Capacity
- **Drive** Operational Efficiencies
- **Enhance** Customer and Stakeholder Value
- **Optimize** Sustainable Growth



1994 2025

Laying the **Foundation**



The Namibian Ports Authority Act 1994 (No.2 of 1994) is enacted, under the Ministry of Works, Transport, and Communication (MWTC), charged with managing, operating, and developing Namibia's ports.

NAMPORT ACTIVITIES



Vessel
Traffic



Container
Cargo



Import/
Export



Vessel
Repair



Fuel
Imports



Passenger
Traffic



Supporting
Fishing Industry



Warehouse
Facilities

Looking **Ahead**



8.42 Million Tons

TOTAL CARGO THROUGHPUT

253,996 TEUs

TOTAL CARGO HANDLED

0.76% | N\$ 20.9Billion

NAMPORT CONTRIBUTION TO NAMIBIA GDP OVER 30 YEARS

SADC 2023 GDP (CONVERTED TO NAD) **N\$ 15Trillion** (Per Year)

Average
N\$ 696 Million (Per Year)

COMMODITIES

Copper Cathode ◯ Copper Concentrate ◯ Zinc Concentrate ◯ Sulphur ◯ Lithium ◯ Uranium oxide concentrate ◯ Fertilizer
Ammonium nitrate ◯ Petroleum ◯ Wheat ◯ Machinery ◯ Empty containers ◯ Petroleum products ◯ Wet fish ◯ Machinery
Salt bulk ◯ copper ◯ Lead concentrates ◯ Charcoal ◯ Wooden Products ◯ Marble and granite

Africa's Ultimate Ports Experience

www.namport.com

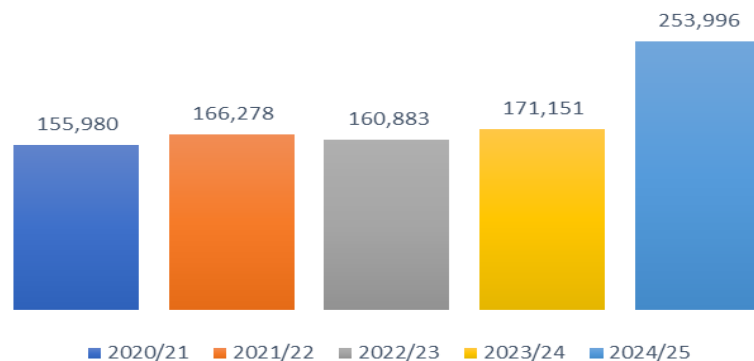
NAMIBIAN **PORTS** AUTHORITY



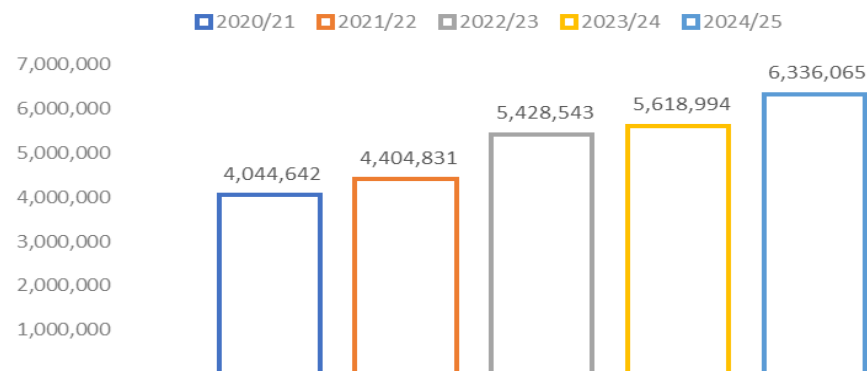
www.namport.com

OUR OPERATIONAL PERFORMANCE

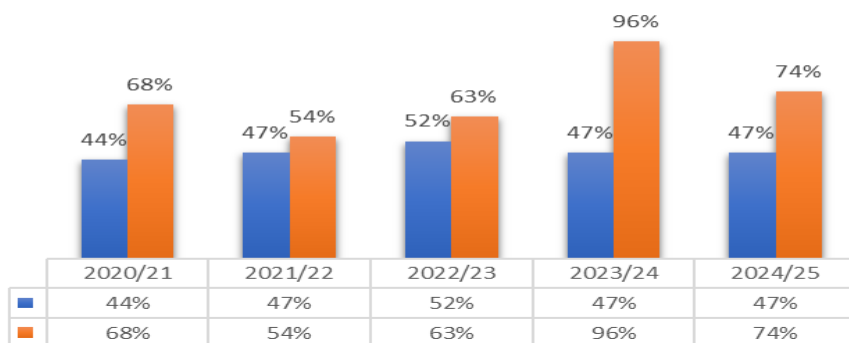
Container Volumes Per Annum (TEUs)



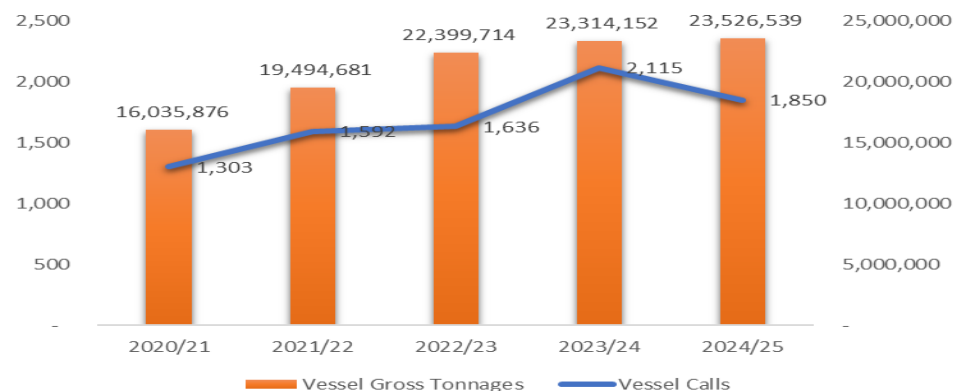
General Cargo (Metric Tonnes)



Syncrolift Occupancy



Vessel Statistics



General Cargo volumes handled at the ports increased by 13%, while container volumes increased by 33%.

Stable performance at the Syncrolift, while vessel calls reduced. The increase in vessel gross tonnages highlights a shift towards larger vessels.

OPERATIONAL PERFORMANCE

Yearly Improvement in Port Efficiency Index: The Port Efficiency Index has seen a year-on-year improvement, rising from **3.36** to **3.49**

Inclusion of Port of Luderitz in Efficiency Index: The Port Efficiency Index has been revised to include the Port of Luderitz, with reporting scheduled to commence in the current financial year.

Staffing Updates: Key managerial and supervisory roles have been filled. Manning analysis at advanced stage to ensure that all divisions are staffed appropriately to respond to operational requirements.

Digitalization Efforts: SAP Implementation partner has been appointed. **5G Network license** granted by CRAN, enabling faster connectivity at both ports. Furthermore, the **Business Process Reengineering** Project has also started, which is crucial to optimize processes and inform digitalization.

Equipment Procurement and Refurbishment: The procurement and refurbishment of core cargo-handling equipment for both ports is happening as per plan.

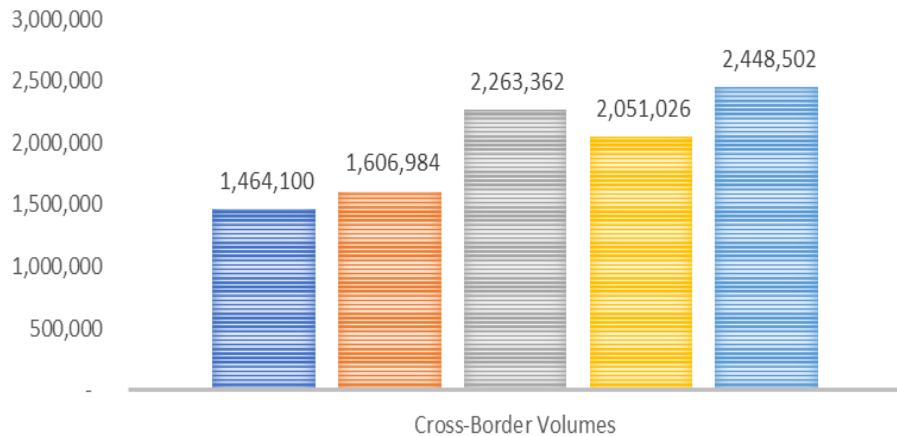
- 3x mobile harbour cranes to be delivered in June 2025 (2x WB; 1xPLUD)
- 3 wharf cranes is scheduled for June 2025.
- 2 Reach Stackers procurement underway.
- 2x Tugboats procurement underway



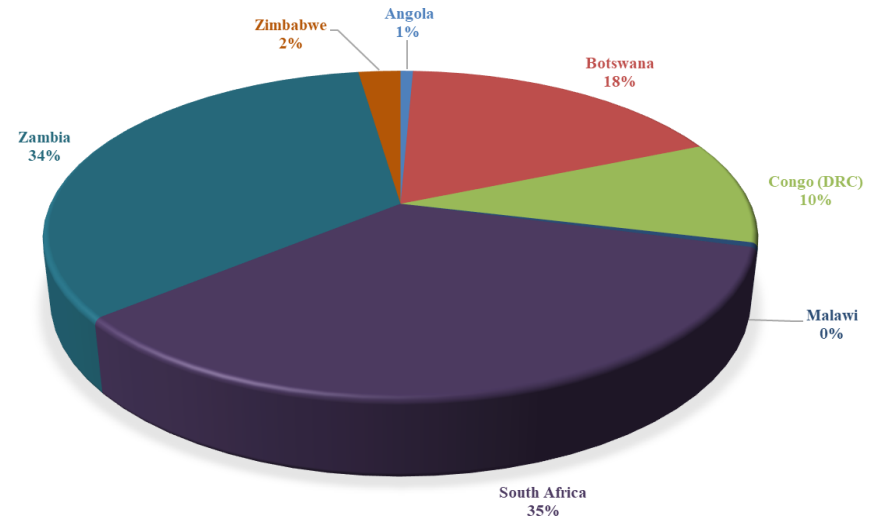
OUR CROSSBORDER PERFORMANCE

CROSS-BORDER VOLUMES

■ 2020/21 ■ 2021/22 ■ 2022/23 ■ 2023/24 ■ 2024/25



Crossborder Cargo Market Share (%) April 2024 - March 2025



Cross-border volumes increased by 19% after a decline in the prior year.

The growth was supported by a recovery in DRC and Botswana cargo on the back of increased outputs from the mines, while Zambia also benefited from strong growth in return cargo. However, volumes from South Africa declined.

KEY VOLUME DRIVERS

FINANCIAL YEAR 2024/25

Nickel exports reached a total of 100,426 tons, marking a 100% year-on-year increase, as shipments of this commodity began in 2024.

Notably, Walvis Bay is the sole port in the region handling nickel exports from Zambia.

The Port further introduced exports of other critical minerals (**Cobalt, Zinc, Gold**).

Sulphur achieved a volume of 350,353 tons, exceeding the projected figures by 123% and marking a 264% increase compared to the same period last year.

This growth is attributed to enhanced import handling, improved cargo clearance rates, and the deployment of 180 additional trucks and trailers by BHL along the Walvis Bay-Ndola-Lubumbashi Corridor.

Manganese The export volume for the period was 798,430 tons versus the projected value of 1,080,000 tons. The difference of 281,570 which is 26% less is as a result of five vessels loading on average 27,700 tons instead of 30,000 tons maximum capacity.

We anticipate sharp growth in volume throughput by July 2025 after the completion of Pekamba warehouse.

Fertilizer import volumes reached 218,631 tons, exceeding projections by 215% and showing a 541% year-on-year increase.

This significant growth was fueled by the successful first shipment in December 2023, which encouraged additional volumes in 2024

Other Interventions - NCT concession awarded to TIN. Short term interventions e.g. Oil & Gas - MANICA, LSS and AGL, Pindulo. North Port Development Plans.

BD initiatives are ongoing. Aggressively marketing for new business as well retaining current/existing customers. Continued Partnerships with WBCG & TIN.

Ship Spares & Stores saw substantial growth, with total export volumes reaching 127,320 tons.

This increase was largely driven by heightened oil and gas activity and offshore drilling along Namibia's coast, leading to a 161% rise above forecast and a 93% year-on-year improvement.

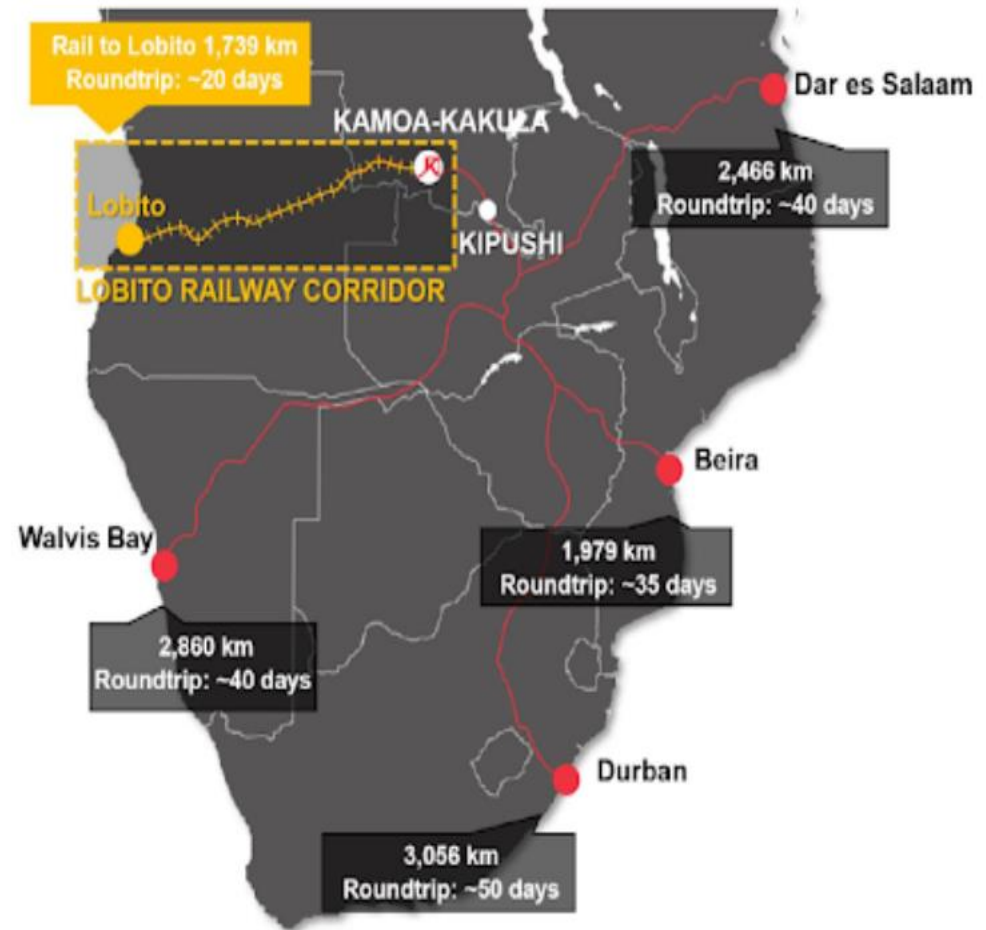
Cruise Lines Cruise tourism recovery (MSC Musica, Virgin Voyages, Queen Mary).

Vessel Calls rerouting via Cape of Good Hope: Positioned Walvis Bay as the preferred hub for Bunkering, Crew Change, etc

COMPETITIVE DEVELOPMENTS

- Lobito Corridor faster, cost-effective route for copper & Critical Raw Materials (CRMs) from Zambia and DRC to the west.
- Backed by the EU and the US and is deemed central to global decarbonization efforts.
- However, China owns and/or controls mines with critical raw materials in the region and controls the TAZARA Railway to the east.
- Lobito Corridor is a serious competitive threat for the Namibian corridors and the growth of our cross-border cargo volumes, requiring enhanced stakeholder engagement and investment in transport and logistics infrastructure and services.

the long in-land distances travelled by road for exports to reach port.



KEY DEVELOPMENTS AT OUR PORTS

- **New Entrance Gate and Truck Staging Area**

- Construction well underway for completion by March 2026 and commissioning by April 2026.
- Busy designing all the ICT systems for the main gate.

- **Roads**

- Roads Fund Administration collaborating with Municipality to rebuild roads around the port.
- Need to exercise patience over the next 10 months until the new gate is commissioned
- Final phase of PWB South Port Perimeter roads to be implemented in 2026/27

- **Oil and Gas**

- Focusing on TotalEnergies Venus Oil Field Development to start 2027 - require huge amount of port capacity.
- Port of Lüderitz to be the main supply base;
- Port of Walvis Bay will also play a big role especially in the short term.
- Others such as Rhino, Galp, Shell and BW Kudu continue to do exploration, mostly from Walvis Bay.

- **Green Hydrogen**

- All Green Hydrogen projects still in the feasibility study phase and will take longer than the oil and gas projects to start.
- Port of Lüderitz will accommodate green hydrogen at Angra Point, which is a new port we must develop.
- Port of Walvis Bay will accommodate green hydrogen at the North Port, which is ready as we speak.

- **Dredging**

- TiN Capital Dredging of the PWB South Port entrance channel and basin completed March 2025. All went very well.
- PWB Maintenance dredging was also completed by 25 February 2025;
- Syncrolift dredging going very well and should be completed before the end of this year.
- PLUD maintenance and capital dredging will be done towards end of the FY2026;

PRIVATE TERMINAL PROJECTS

- **Port of Walvis Bay**
 - **TiN**
 - Handover successful in November 2024.
 - Since concessioning, volume throughput has increased markedly.
 - Dredging completed well ahead of schedule, increasing capacity to 400m vessels capable of 24 000 TEUs.
 - New equipment purchased, some delivered some still to be delivered
 - New leading light installed and commissioned
 - Starting with construction of a new warehouse and extending the existing workshop at NCT.
 - **Walvis Bay Salt Refiners** completed their new salt warehouse.
 - **Reload logistics - busy with construction of new multipurpose bulk terminals, for completion later this year.**
 - **AGL** busy with construction of new multipurpose bulk terminals, for completion later this year.
 - **Oil and Gas service providers** putting up warehousing on their leased sites in both ports
 - **North Port Land** uptake increasing, especially for hydrocarbon fuel tank farms.
- **Port of Luderitz**
 - **Pekamba Manganese Warehouse** construction nearing completion.

Port of Walvis Bay - Future Master Plan



Future Development Infrastructures



6 Multipurpose Terminal



9 Terminals



7 Shipyard



10 Liquid Bulk



8 Dry Bulk



12 Railway Marshal

Africa's Ultimate Ports Experience

[f](#) [v](#) [in](#) [@](#) [www.namport.com](#)

NAMIBIAN PORTS AUTHORITY



www.namport.com

Meet Our Team



Building Strong Geographical Networks Through Cross Border Trade



Meet Our
Team at the
INTERMODAL
AFRICA 2025

 **22-24 JUL 2025**
 **LUNAMAR HOTEL
BEIRA, MOZAMBIQUE**

**STAND
22**



Mapenzie Festus
Business Development
Specialist

Trevor Ndjadila
Manager: Business
Development

Charlotte Farmer
Customer Relationship
Officer

**Your Gateway to Efficient
Mining Logistics**

**Let's explore smarter,
faster, and more efficient
logistics together.**

Africa's Ultimate Ports Experience

 www.namport.com

THANK YOU!



17 Rikumbi Kandanga Rd, Walvis Bay, Namibia | P O Box 361, Walvis Bay, Namibia
Tel: +264 64 208 2111 | Email: info@namport.com.na | Website: www.namport.com