

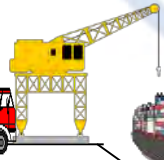



# Worldwide Connection



**Djibouti**

Ports & Free Zones Authority



**Djibouti,  
The Gateway  
To Africa**

**The World**



# Djibouti Overview



## Independence

27<sup>th</sup> June 1977

## Area

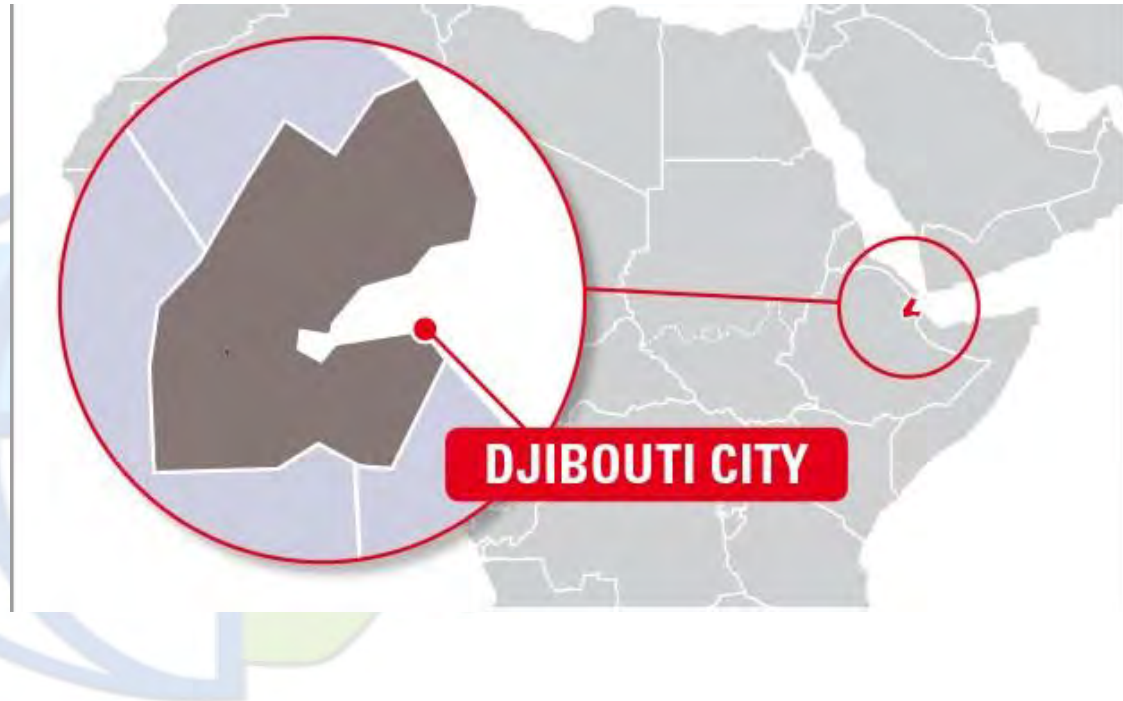
23,200 Km<sup>2</sup>

## Currency:

Djibouti Francs

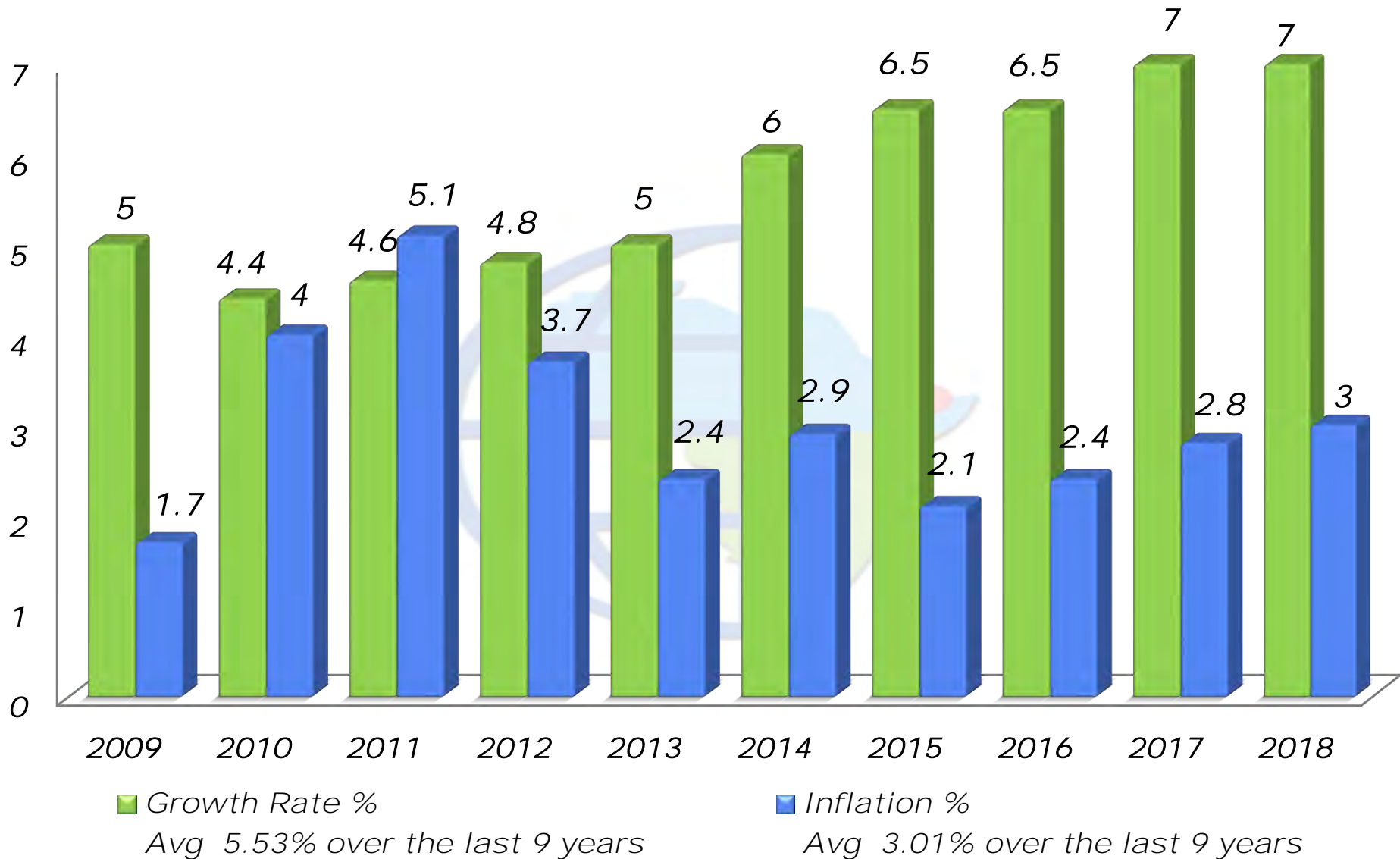
*(Pegged to the US\$ since 1949)*

## GDP per capita



Year	2009	2010	2011	2012	2013	2014	2015	2016	2017	2018
USD	1 199	1 258	1 346	1 440	1 517	1 691	1 788	1 908	2 046	2193

# Djibouti macro-economic indicators



# About DPFZA



# Preferential policy



*0% Tax entreprise  
& ITS*

*0% Tax  
on dividende*

*0% VAT*

*0.12 USD/kWh*

*CNSS 10.2%  
Work permit  
150USD/an*

*0% Tax Imm*

*MdO 70% foreign  
employes during the  
firts 5 year*



# African Maritime Facades



## 5 Mediterranean Countries



- 9 countries
- 21 ports

- 21 Countries in the Atlantic
- 41 ports

17 landlocked countries in the Continent

# Preferential markets access through Djibouti Free trade Agreements



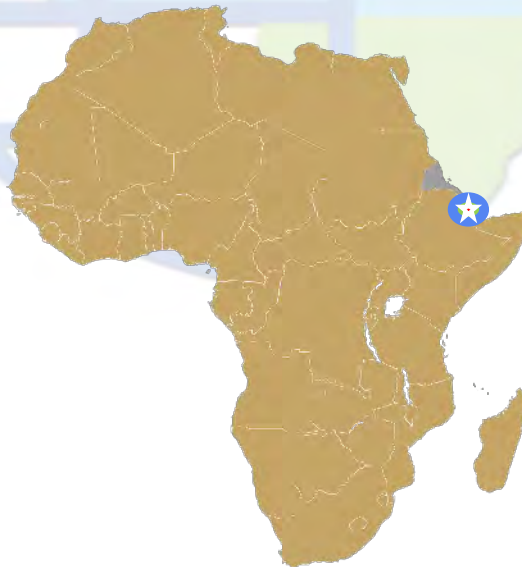
AGOA



ACP



COMESA



*African Continental Free Trade Agreement*



# Operational Projects



1. Djibouti Port Community System
2. Djibouti Dry Port FZCO
3. Horizon Djibouti Terminals Limited
4. Société de Gestion du Terminal à Conteneurs de Doraleh
5. Air Djibouti
6. Red Sea Bunkering
7. Doraleh Multipurpose Port
8. Port of Tadjourah
9. Port of Ghoubet
10. Djibouti International Free Trade Zone (Pilot Zone)



# Djibouti Port Community System



• **1<sup>st</sup> Phase: 5 Million USD**



Electronic Single point of entry for Import/Export Community (Air, Sea, Land, Rail)



Aligned with the WCO & WTO recommendations

Increased transparency, Lower costs for traders, efficiency for the trade community and Better Compliance.

Integrated container track & trace for faster and efficient port operations.



# State-of-the-Art Logistical Platforms



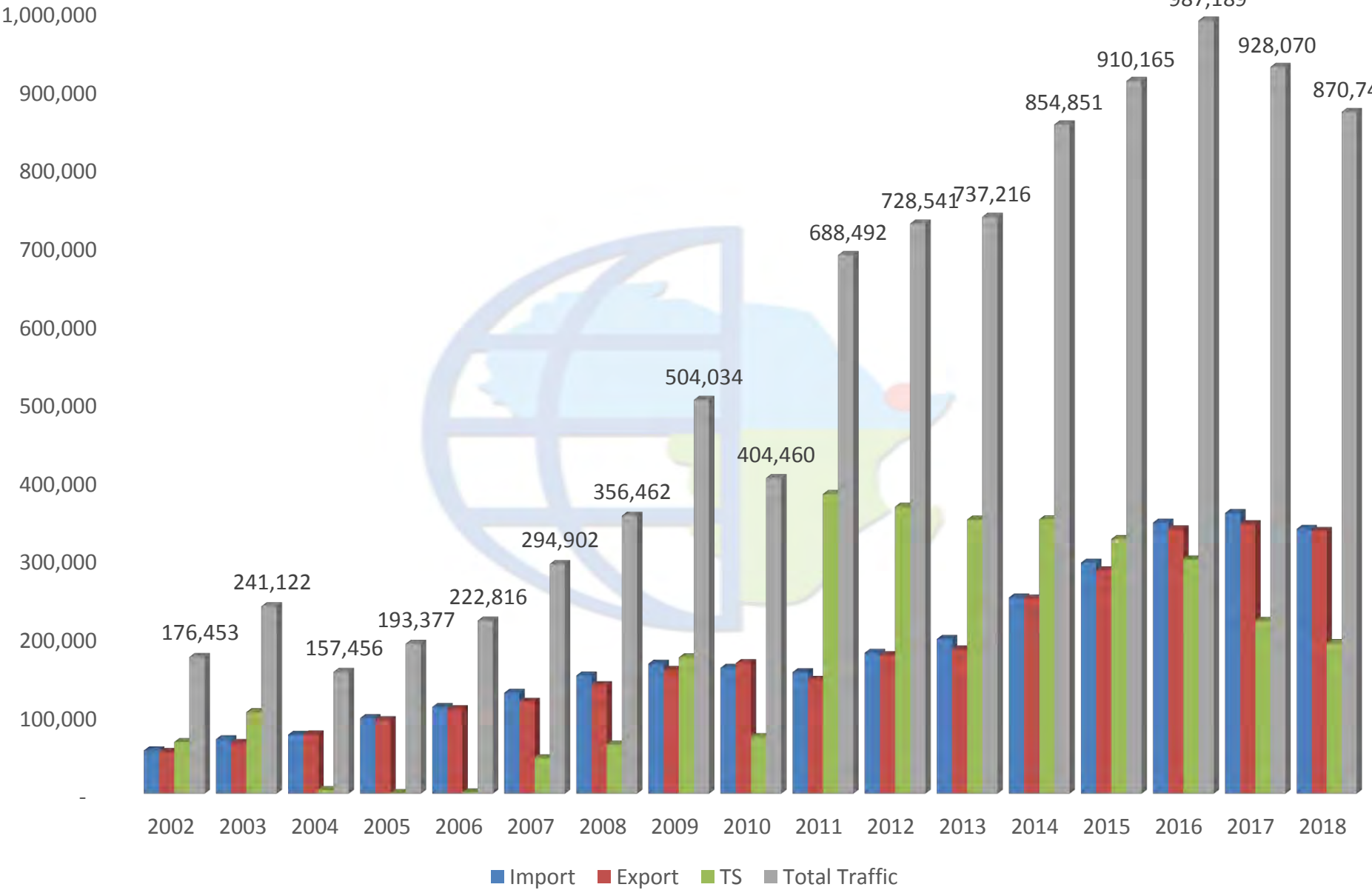


# Road & Railway Connexions

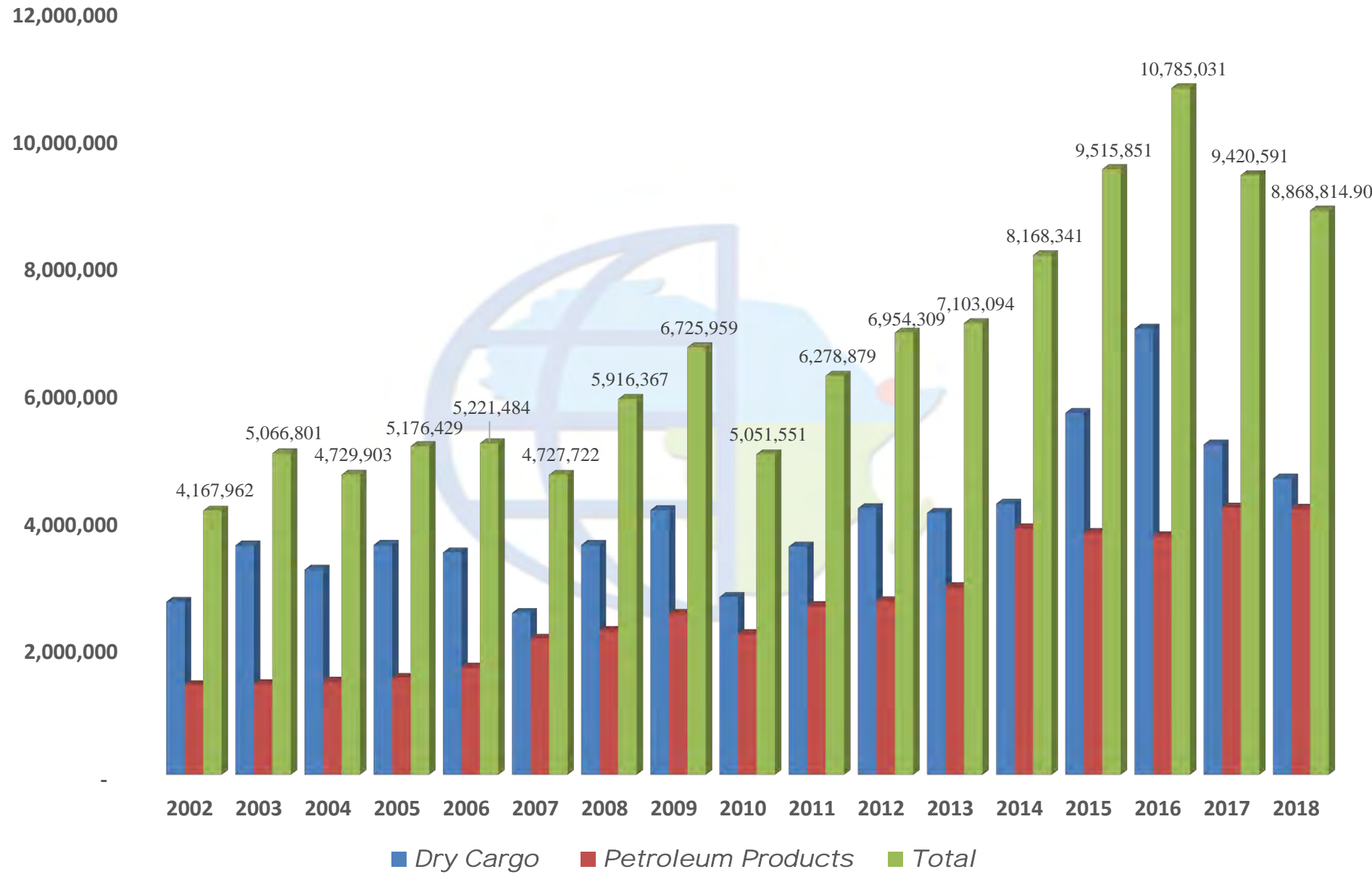




# Statistics: Containers (TEU)



# Statistics: Non containerized (Metric Tons)



# Others logistics related projects



## Sea-Air Cargo: The solution for African Businesses

Significant reduction in transit times to Land Locked, Central and Western African countries including East Coast of the Americas and West Europe.

It helps businesses unlock their capital on high value manufactured goods. Time is MONEY!



## SEA - AIR CARGO MOVEMENT

### Sea Cargo To and From

China	Japan	South Korea
Thailand	Vietnam	Malaysia
Singapore	India	Indonesia
		Australia

### Air Cargo To and From

Nigeria	South Sudan	Burundi	Rwanda
DRC	Gabon	Zambia	Niger
Mali	Ivory Coast	Guinea	Togo
Uganda	Chad	Cameroon	Ghana
Central African Republic	US East Coast	S. America East Coast	





# Djibouti International Free Trade Zone (in development)



• **Total Investment:** 3.5 Billion USD (over 10 years for a Total area of 4820 ha)

**Power: 3700 MW over  
10 years**

**Water : 38 000 cubic meter/day**

➤ **Employment:**

- Construction phase: 600
- Operation phase: 340 000









# Upcoming Projects



1. Djibouti Shipping Company
2. Djibouti International Container Terminal
3. Djibouti Business District
4. Djibouti Damerjog Industrial Development & Djibouti Ship Repaired Yard
5. Al Haj Hassan Gouled Aptidon International Airport & Cargo Village
6. Al Haj Ahmed Dini Ahmed International Airport
7. Djibouti Ports Corridor Road
8. Ghoubet Wind Farm ( Red Sea Power)



# Djibouti Shipping Company targeted ports



• Total Investment: 20 Million USD



➤ Commencing with 01 Container vessels of nominal capacity 1 100 TEU's.



# Djibouti International Container Terminal



• **Total Investment: 654 Million USD**

- First phase design capacity : 2.5 Million Teus
- Natural water depth: -18.5m
- Quay length: 1250 m



**LEGENDS:**

- PHASE I OF DICT
- PHASE II OF DICT
- PHASE I OF DMP
- PHASE II OF DMP
- PLANNING RAILWAY TRACKS

**NOTES:**  
1. ALL DIMENSIONS AND ELEVATIONS ARE IN m.

**SCALES:**  
0 250 500 1000(m)



# Business District



• **Total Investment: 3.5 Billion USD**

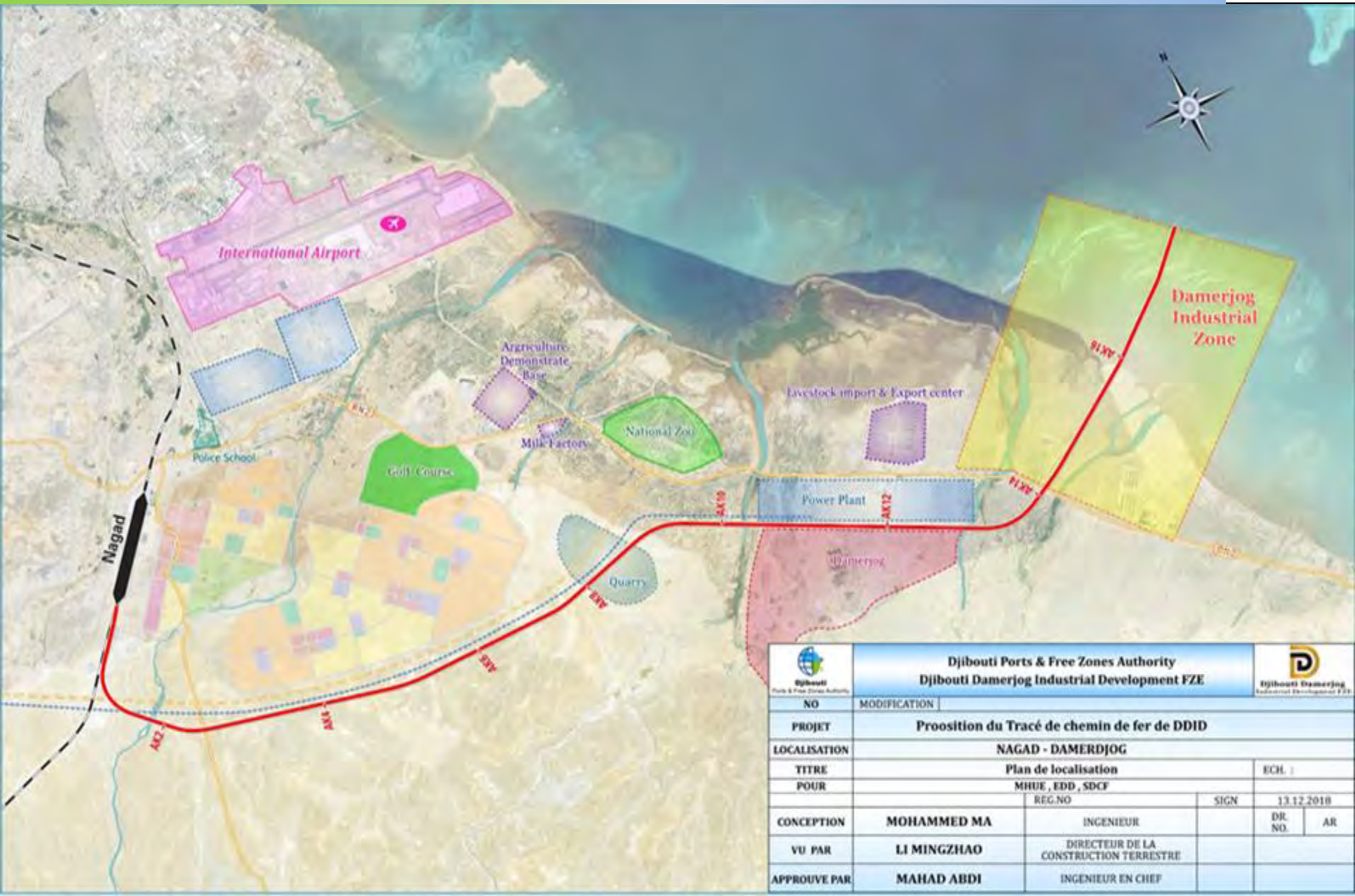


- 43,876 sqm marina & leisure facilities
- 27,204 sqm cruise terminal
- 206,836 sqm retail
- 48,753 sqm hotel & conference facilities

- 500,811 sqm residential properties
- 14,355 sqm cultural & civic buildings
- 254,992 sqm offices
- 167,575 sqm hotels
- 29,976 sqm public car parks



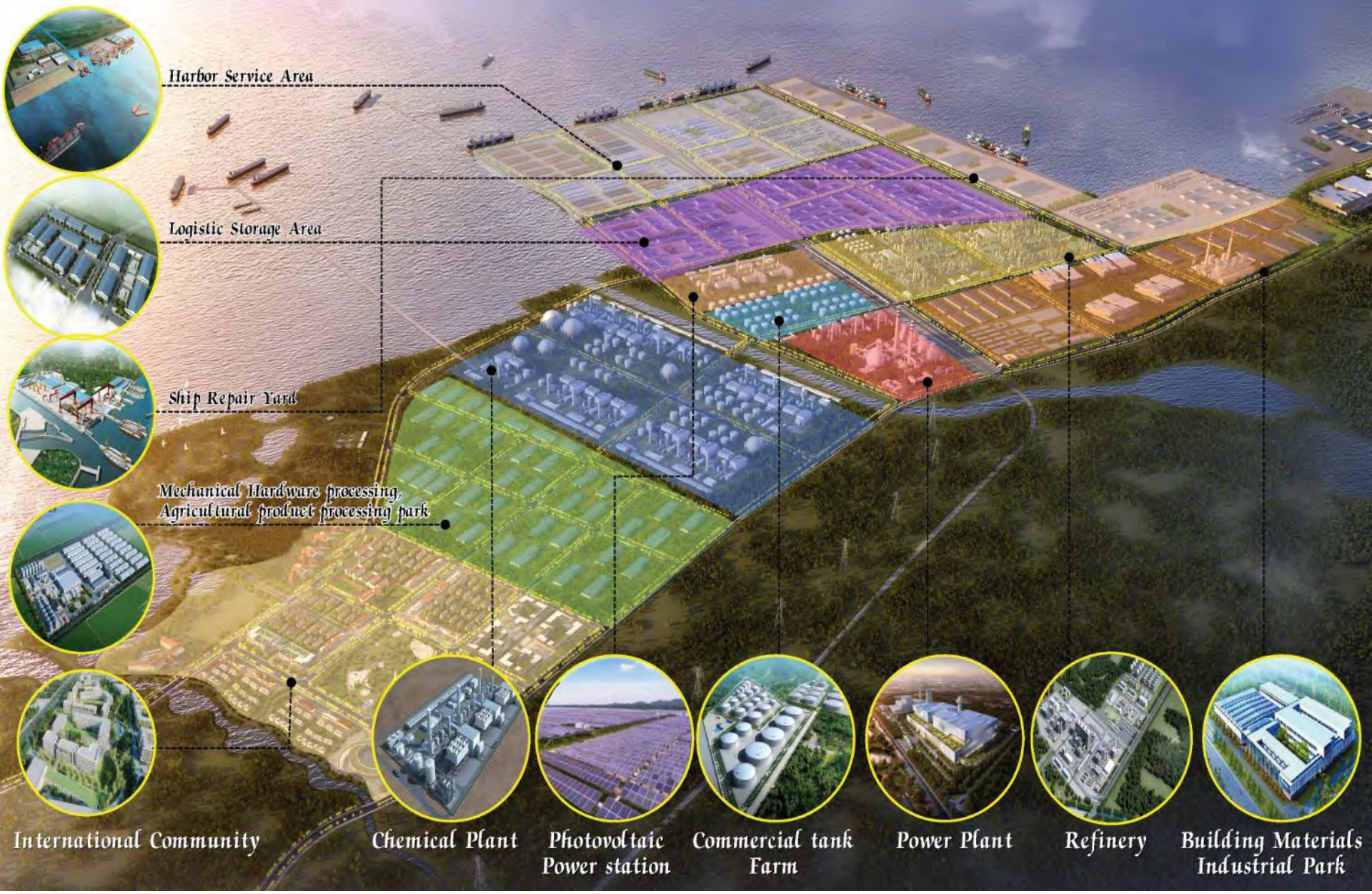
# Djibouti Damerjog Industries Development (DDID)



Djibouti Ports & Free Zones Authority Djibouti Damerjog Industrial Development FZE			
NO	MODIFICATION		
PROJET	Proosition du Tracé de chemin de fer de DDID		
LOCALISATION	NAGAD - DAMERDJOG		
TITRE	Plan de localisation		ECH. :
POUR	MHUE , EDD , SDCF		
CONCEPTION	MOHAMMED MA	INGENIEUR	SIGN 13.12.2018
VU PAR	LI MINGZHAO	DIRECTEUR DE LA CONSTRUCTION TERRESTRE	DR. NO. AR
APPROUVE PAR	MAHAD ABDI	INGENIEUR EN CHEF	



# Djibouti Damerjog Industries Development





# Djibouti Damerjog Industrial Development



## Phase 1

- 1. LNG terminal and its jetty**
- 2. Refined & crude oil jetty**
- 3. Tanks farms**
- 4. Power station**
- 5. Refineries**

- 6. Damerjog Multipurpose Port**
- 7. Shipbuilding & Dockyard**
- 8. Livestock Terminal**
- 9. Djibouti-Addis Railway**



# Djibouti Ship Repaired Yard





# Ghoubet Wind Farm Red Sea Power

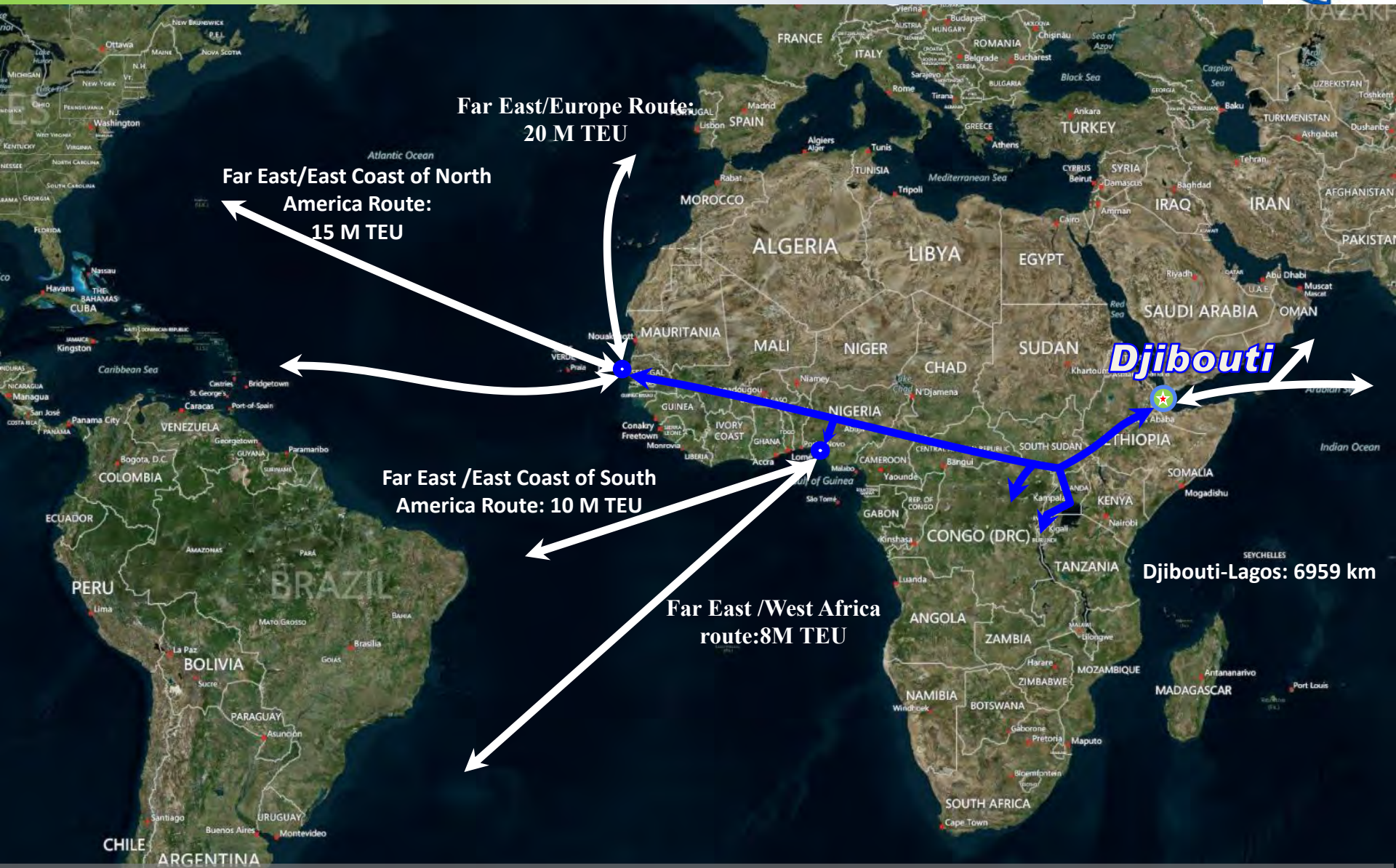


Capacity: 60MW





# Trans-African Railways (Djibouti-Lagos-Dakar)




Potential container traffic of 53 Million TEUs



# Al Haj Hassan Gouled International Airport & Cargo Village



• Total Investment: 385 Million USD





# Al Haj Ahmed Dini Airport



• Total Investment: 100 Million USD



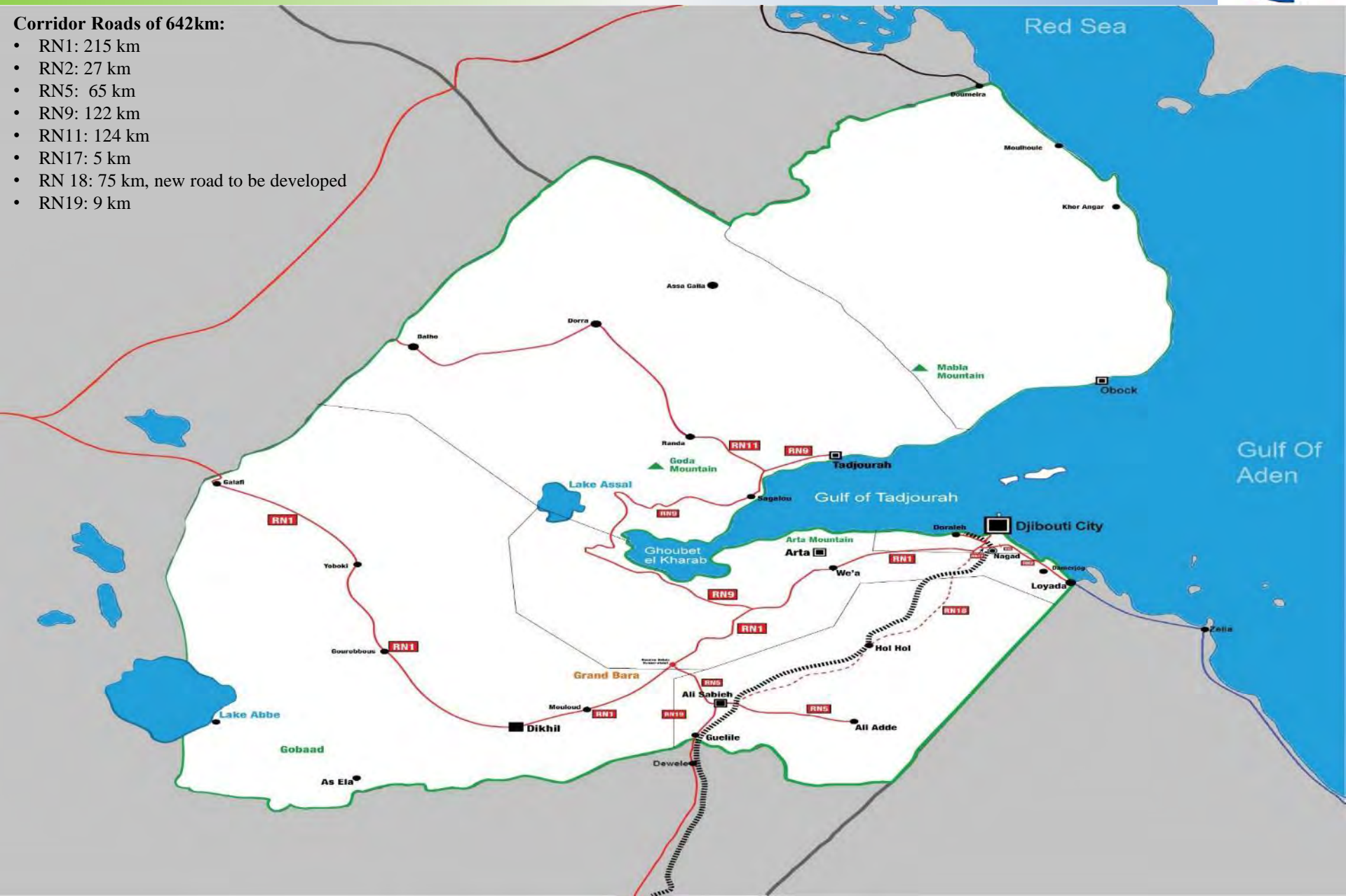


# Djibouti Ports Corridor Road



## Corridor Roads of 642km:

- RN1: 215 km
- RN2: 27 km
- RN5: 65 km
- RN9: 122 km
- RN11: 124 km
- RN17: 5 km
- RN 18: 75 km, new road to be developed
- RN19: 9 km



# IMC: One Stop Service for Ships



Fresh Water Supply services



Bunkering



Regional Feeding Services



Crew change and immigration services



Deballasting services



Cargo loading/Unloading



Routine maintenance and basic repair services



Ship Waste reception facility



Chemical Plant    Photovoltaic Power station    Turin    Power Plant    Refinery    Building Material Industrial Park



# Completed Projects



<b>Project</b>	<b>Investment (USD)</b>	<b>Operations Starting Date</b>
<b>Djibouti Port Community System</b>	5 Million	July 2018
<b>Doraleh Multipurpose Port</b>	530 Million	May 2017
<b>Port of Tadjourah</b>	91 Million	June 2017
<b>Port of Ghoubet</b>	64 Million	June 2017
<b>Air Djibouti</b>	66 Million	July 2015
<b>Red Sea Bunkering</b>	100.000 (Start up capital)	July 2015
<b>DIFTZ (Pilot phase of 2,4KM2)</b>	350 Million	July 2018
<b>Total</b>	<b>1.1061 Billion USD</b>	

# Upcoming Projects



Project	Investment (USD)	To be Operational on
Djibouti Shipping Co	20 Million	Second semester 2019
Djibouti International Container Terminal	654 Million	The Second Semester 2020
Transformation of the Historical Port	3,5 Billion	Projet to start Second Semestre 2019
Djibouti Damerjog Industries Dev	6 Billion (Including the FDIs)	First semester 2020
Haj Hassan Gouled Aptidon Airport	385 Million	The Second Semester 2021
Haj Ahmed Dini Ahmed Airport	100 Million	The First Semester 2020
Djibouti Ship Repaired Yard	120 Million	Second semester 2021
Ghoubet Wind Farm Red Sea Power	112 Million	Second semester 2021
<b>Total</b>	<b>USD 10.871 Billion</b> <b>( Out of which 70% is foreign direct Investments)</b>	

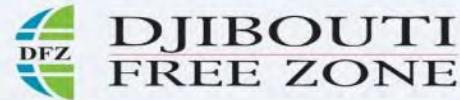


# Thank You.



UNLEASHING THE  
**ECONOMIC**  
POTENTIAL OF

# AFRICA



[www.dpfza.gov.dj](http://www.dpfza.gov.dj) , [www.ghih.dj](http://www.ghih.dj) |

Follow us on :



@DPFZA