



Sure to be Safe

Siegerland Bremsen



Brake Technology and Monitoring for Increasing Safety and Productivity

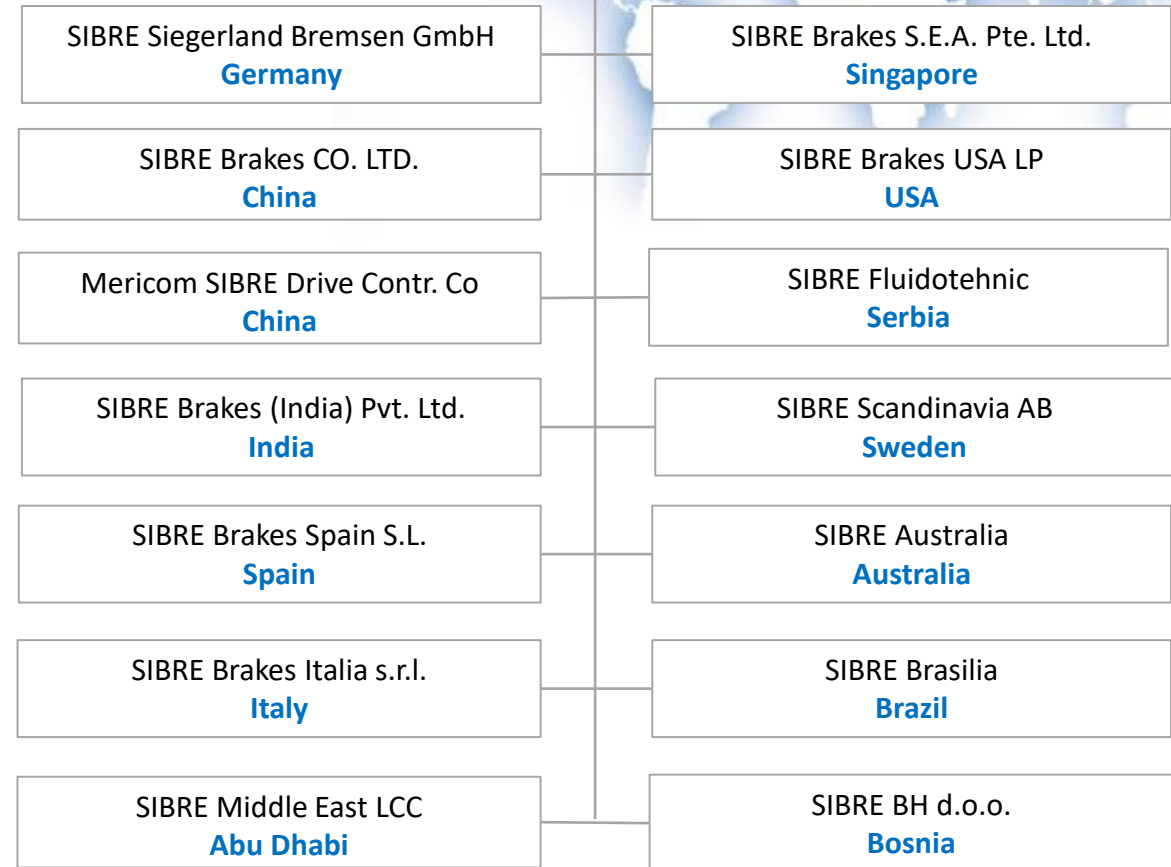
Patrick Auer, Technical Sales


SIBRE 2025

- more than 270 employees worldwide
- approx. 100 employees in Germany
- 14 SIBRE subsidiaries
- more than 50 sales agents



SIBRE Holding GmbH & Co KG





SIBRE invest to stay future-proof and reliable

- 3 new halls in total
- 18 new CNC machines + ABB handling robots
- > 17 Mio € investment since 2019
- Highest energy efficiency



SIBRE invest to stay future-proof and reliable

- **Existing test rig**

- Renewal of control, measurement and evaluation

- **Dynamic storm brake test rig**

- Holding forces over 1000 kN

- **New dynamic test rig**

- Inertia up to 500 kgm²
- Speed up to 2200 rpm




Quality, development and testing

- modernized testing- and training-center
- modernized R&D department (headquarter)




AS A ONE STOP SUPPLIER, SIBRE
DELIVERES COMPREHENSIVE
SOLUTIONS FOR ALL DRIVES IN CRANES.

SERVICE-BRAKES



SAFETY-BRAKES



SNAG LOAD PROTECTION & MONITORING



STORM-BRAKES



WHEELS & SHEAVES



HYDRAULIC BUFFERS




COUPLINGS



USB5 service brake - key design advantages

- Designed for all applications in a crane
- Identical conditions regarding installation, adjustment and maintenance
- Enhanced corrosion protection
- Parallel opening of brake shoes
- Optimized spring unit
- Upgraded manual release system
- Monitoring of brake status




STANDARDIZED FUNCTIONAL PRINCIPLE,
AVAILABLE IN 5 DIFFERENT SIZES

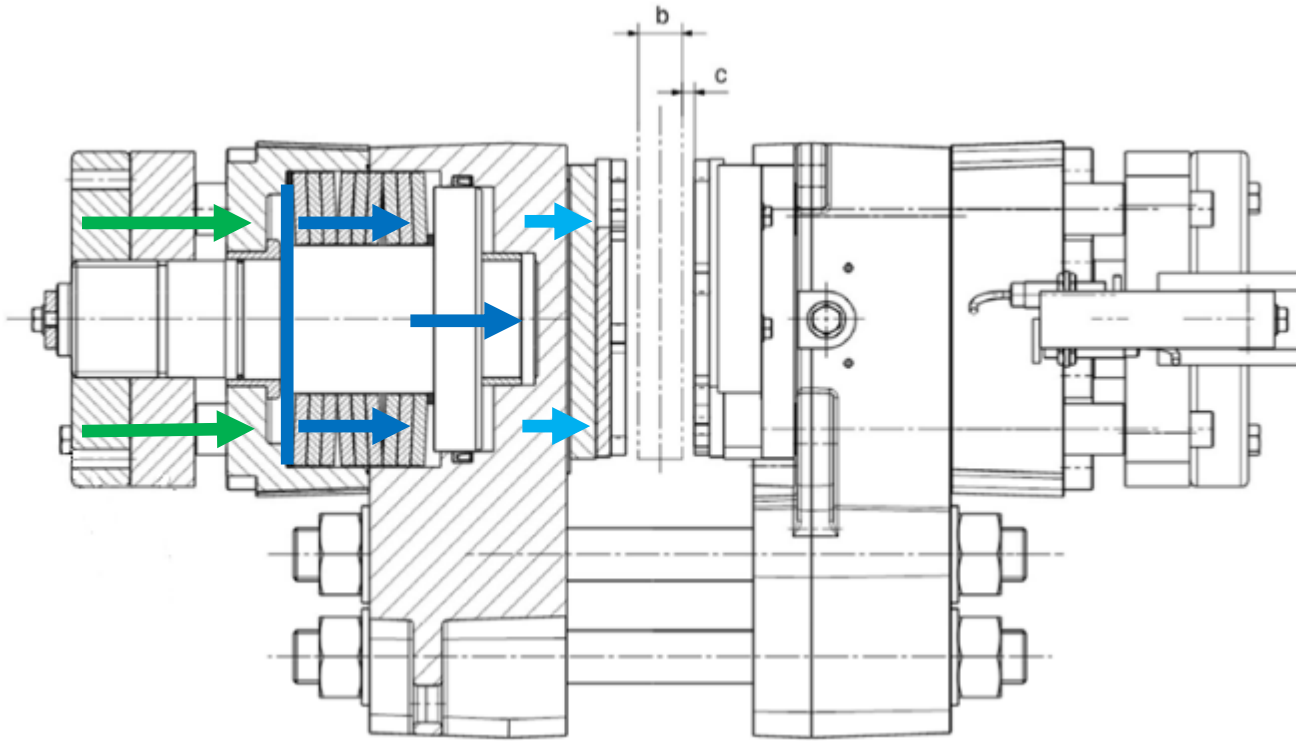


SHI emergency brake


- Standardized functional principle, available in 7 different sizes
- Clamping force range: 17kN - 555kN
- Less leakage-risk
- Less maintenance requirements
- Favorable force-transmission



SHI design benefits



- 1)** Extending cup-springs
- 2)** Transmission to piston
- 3)** Transmission to pressure pins
- 4)** Transmission to linings/disc



STANDARDIZED FUNCTIONAL PRINCIPLE


AVAILABLE IN SEVEN DIFFERENT SIZES
IDENTICAL CONDITIONS IN REGARDS TO INSTALLATION,
ADJUSTMENT AND MAINTENANCE

SIBRE crane wheels & units

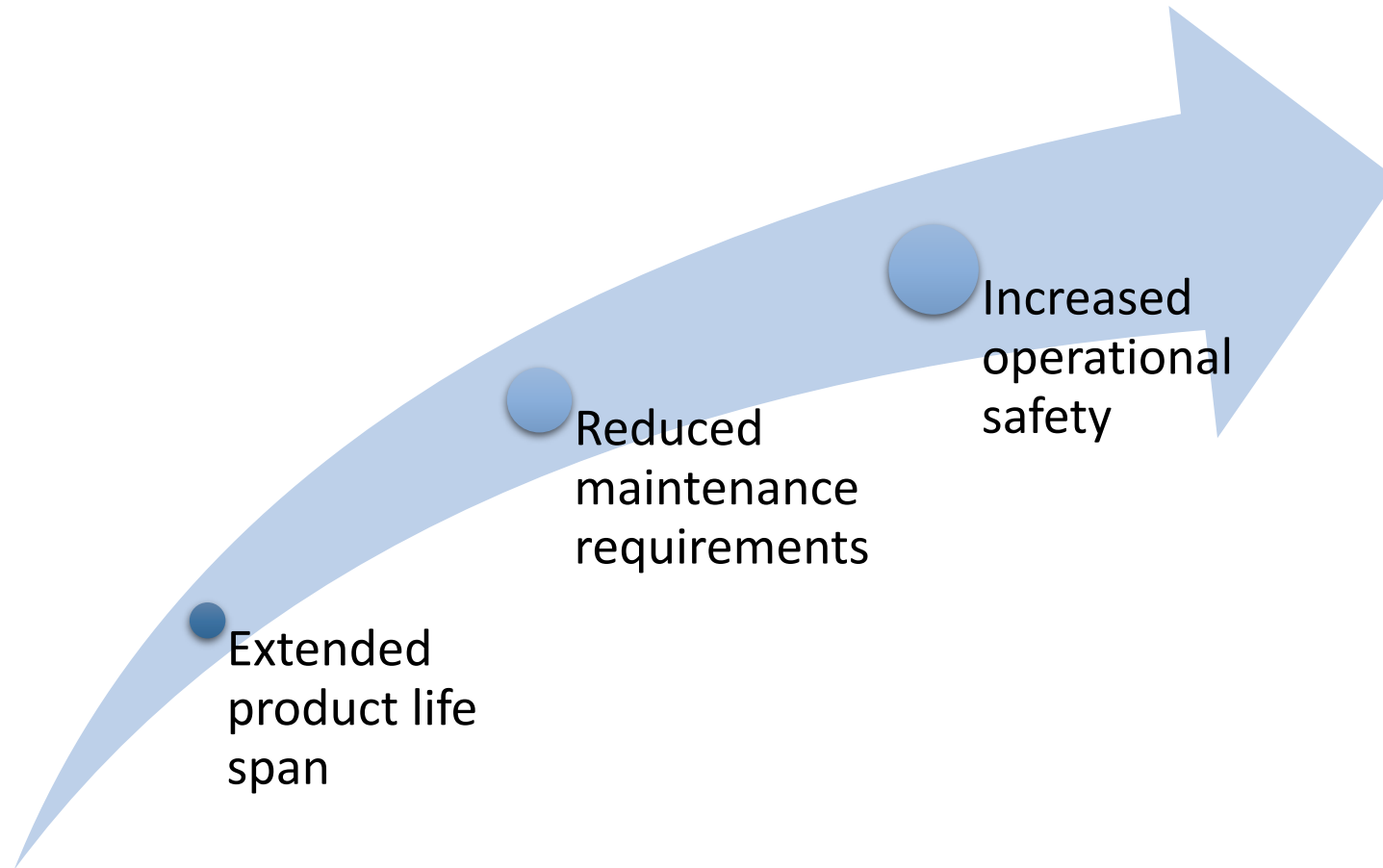
- single crane wheels
- complete driven and non-driven wheel sets
- size 315 - 1000 mm

according to:

- standards (DIN 15090)
- customer specifications
- SIBRE own design drafts (approved by customers)



Maximize your efficiency by





Sure to be Safe

Siegerland Bremsen

Thank you for your attention!

pa@sibre.de | www.sibre.de

